

Contact: Jack Clark (jclark@iona.edu)



WATCH LIVE - ESPN3

PxP: David Resnick | Analyst: Isis Young



2022-23 SCHEDULE/RESULTS

Overall: 5-4	H: 3-1	A: 2-3	N: 0-0	MAAC: 0-0
Date	Opponent	Time/Result		
11/10/22	WAGNER (ESPN+)	W, 87-62		
11/14/22	at Stony Brook (FloHoops)	L, 73-71		
11/17/22	PROVIDENCE (ESPN+)	L, 53-50		
11/20/22	at Sacred Heart (NEC Front Row)	W, 65-56		
11/22/22	at Bucknell (ESPN+)	L, 55-52		
11/30/22	HOFSTRA (ESPN+)	W, 62-46		
12/5/22	at LIU (NEC Front Row)	W, 64-55		
12/8/22	at RV/RV St. John's (FloHoops)	L, 77-51		
12/13/22	BETHUNE-COOKMAN (ESPN+)	W, 60-57		
12/17/22	QUINNIPIAC* (ESPN3)	1 PM		
12/19/22	at Fairfield* (ESPN3)	7 PM		
12/29/22	NIAGARA* (ESPN3)	6 PM		
12/31/22	at Marist* (ESPN+)	2 PM		
1/5/23	at Rider* (ESPN+)	7 PM		
1/12/23	MOUNT ST. MARY'S* (ESPN3)	7 PM		
1/14/23	at Quinnipiac* (ESPN+)	2 PM		
1/19/23	RIDER* (ESPN3)	6 PM		
1/21/23	at Siena* (ESPN+)	2 PM		
1/26/23	SAINT PETER'S* (ESPN3)	7 PM		
1/28/23	MANHATTAN* (ESPN3)	1 PM		
2/2/23	at Niagara* (ESPN+)	6 PM		
2/4/23	at Canisius* (ESPN3)	1 PM		
2/9/23	FAIRFIELD* (ESPN+)	7 PM		
2/16/23	SIENA* (ESPN3)	11 AM		
2/18/23	at Mount St. Mary's* (ESPN+)	1 PM		
2/23/23	at Manhattan* (ESPN+)	7 PM		
2/25/23	CANISIUS* (ESPN+)	1 PM		
3/2/23	MARIST* (ESPN3)	4:30 PM		
3/4/23	at Saint Peter's* (ESPN+)	7 PM		

Home events in CAPS and BOLD;

MAAC Games noted by an asterisk; all times in Eastern Time

MAAC PRESEASON NO. 1 QUINNIPIAC VISITS HYNES



Iona opens Metro Atlantic Athletic Conference play against Quinnipiac, the preseason favorites to win the league. The Gaels on the heels of a narrow victory over winless Bethune-Cookman in New Rochelle and look to continue to defend home court, where they have won three of four.

SCOUTING THE GAELS

- Iona finds itself among the nation's top offenses, ranking 12th in the NCAA in FG% (47.9%).

- Juana Camilion was voted to the 2022-23 Preseason All-MAAC First Team. Ketsia Athias earned a spot on the Preseason All-MAAC Second Team.

- Graduate transfer Kate Mager joined the Gaels after four seasons at Merrimack. The sharpshooter leads the MAAC in three-pointers made per game (2.89) and is 52nd in the nation in three-point percentage (44.8%).

- Iona was selected to finish fifth in the 2022-23 MAAC Preseason Coaches' Poll.

SCOUTING THE BOBCATS

- Quinnipiac was predicted to finish first in the 2022-23 MAAC Preseason Poll, earning eight first-place votes.

- Mackenzie DeWees was voted unanimously to the Preseason All-MAAC First Team. Mikala Morris (First Team) and Rose Caverly (Third Team) also earned preseason acclaim.

- The Bobcats came in at No. 18 in the Women's Mid-Major Top 25 rankings, as announced on December 13.

- Quinnipiac is led by head coach Tricia Fabbri in her 28th season with the program.

TALE OF THE TAPE

IONA	CATEGORY	QUI
5-4	Overall Record	5-4
0-0	Conference Record	0-0
62.4	Scoring Offense	62.0
59.3	Scoring Defense	60.8
+3.1	Scoring Margin	+1.2
47.9%	FG Pct.	43.2%
36.4%	3PT FG Pct.	33.1%
68.8%	FT Pct.	69.9%
39.1%	Opp. FG Pct.	36.4%
28.5%	Opp. 3PT FG Pct.	28.3%
6.6	3PT FG/G	4.8
30.3	REB/G	32.8
31.9	Opp. REB/G	34.7
-1.6	Reb. Margin	-1.9
2.7	BLK/G	4.3
7.7	STL/G	7.3
-2.7	TO Margin	-1.4
0.7	AST/TO Ratio	0.8

DID YOU KNOW?

- Iona Associate Head Coach Ashlee Kelly, a 2004 graduate of Quinnipiac, ranks No. 3 in points (1,581) and No. 2 in rebounds (1,107) in Quinnipiac program history.

- The Gaels are 3-5 all-time at home against the Bobcats. Iona won 52-47 last season at Hynes.

2022-23 Iona Gaels at a Glance

No.	Name	Cl.	Pos.	Ht.	PPG	RPG	APG	Notables
1	Natalia Otkhmezuri	Sr.	G	5-8	6.9	2.0	1.0	Transfer from Southern Utah... first Division I women's basketball player from the Republic of Georgia
2	Petra Oborilova	Fr.	F	6-2	0.3	0.5	0.5	Freshman from Banská Bystrica, Slovakia... played with the Slovakian U16, U18 and U20 national teams
3	Addy Salzer	So.	G	5-11	---	---	---	Redshirted last season... All-Conference and All-State Honorable Mention at Waconia HS
4	Ale Civera	Fr.	G	5-10	0.0	0.0	0.0	Freshman from Madrid, Spain... competed with Spanish national teams in Valencia and Catalonia
5	Thoranna Hodge-Carr	So.	G	5-8	7.7	5.4	1.3	Averaged 4.4 ppg and 2.6 rpg across 18.9 mpg in 21-22... double-digit points 4x last season
10	Vega Lopez	So.	F	6-2	0.7	0.7	0.7	Transfer from Trinidad State... led division with 9.8 rebounds and 1.3 blocks per game
11	Isabelle Lipinski	Sr.	F	6-2	3.5	3.4	0.6	Averaged 4.6 ppg and 2.9 rpg across 12.9 mpg in 21-22... Set season-highs in PTS, FG, REB and STL at SPU
15	Kate Mager	Sr.	G	5-9	10.7	2.1	0.9	1K point scorer at Merrimack... owns Merrimack record for career three-pointers made (237)
21	Amaya Evans	Fr.	G	5-4	0.0	0.0	0.0	Freshman from Neptune, NJ... Hoop Group First Team All-Freshman honoree at Neptune
22	Juana Camilion	Sr.	G	5-10	13.9	3.9	3.4	2021-22 MAAC Defensive Player of the Year... Preseason All-MAAC First Team selection
30	Ketsia Athias	Sr.	F/C	6-2	13.7	7.2	4.8	Preseason All-MAAC Second Team honoree... ranked 19th in NCAA with 56.6 FG% in 21-22
32	Judith Gomez	So.	G	5-9	3.6	1.6	0.9	Averaged 3.5 ppg and 1.2 rpg across 17.5 mpg... Shot 31% from three-point range last season
34	Marina Cenis	So.	G	5-7	1.1	1.1	1.0	Played in all 27 games, starting 19 contests in 21-22... averaged 1.6 ppg across 12.2 mpg
35	Noa Givon	Fr.	G	5-10	4.3	2.0	0.5	Freshman from Raanana, Israel... competed at the FIBA 3x3 U21 Nations League in summer of '21



@IonaGaels, @IonaWBB, #IUWBB



BILLI CHAMBERS

Head Coach

Hofstra '03 - Tenth Season

Iona University women's basketball head coach Billi Chambers enters her tenth season at the helm of the program in 2022-23.

During the 2019-2020 season the Gaels out-did their predicted finish in the MAAC Preseason Coaches' Poll, and finished in a tie for sixth in the standings. The Maroon & Gold began conference play with a win over Quinnipiac, snapping the Bobcats' 52-game conference win streak. The Gaels also swept its annual Western New York swing at Canisius and Niagara for the first time since the 2016-17 season.

Juana Camilion, a 2018-19 MAAC All-Rookie selection, was selected to the Preseason All-MAAC Third Team. She completed the 2019-20 season ranked No. 18 in the MAAC in scoring, No. 11 in assists per game and No. 4 in steals per game. Camilion earned a spot on the All-MAAC Third Team. Paulla Weekes, was named to the MAAC All-Rookie Team, marking the third consecutive season that a member of the Maroon & Gold appeared on the conference's rookie list, and seventh consecutive season that a Gael has appeared on an All-Conference squad

The Gaels sported one of the youngest teams in the country in 2017-18. Toyosi Abiola carried the torch as the unanimous selection for MAAC Rookie of the Year. The MAAC All-Rookie Team honoree was a nine-time MAAC Rookie of the Week. Alexis Lewis was also named to the All-MAAC Third Team.

The Gaels finished the 2016-17 season with a 18-13, 12-8 MAAC record. They entered the conference tournament as the No. 5 seed and advanced to the semifinal round following an upset of No. 4 Siena in the quarterfinal.

Lewis and Marina Lizarazu were named to the 2017 All-MAAC First Team and four student-athletes took home All-MAAC Academic Team honors.

In 2016, Chambers led the Iona women's basketball program to its first-ever MAAC tournament championship, taking down top seeded Quinnipiac in the championship game while also earning the Maroon & Gold's debut appearance in the NCAA Championship.

Lizarazu and Joy Adams were All-MAAC First Team performers. Lizarazu was Most Outstanding Player in the MAAC Championship. Iona secured the No. 15 seed and fell to regional host, No. 2 University of Maryland.

In her first season with the Gaels, Chambers led Iona to a program record 26 wins and a share of its first-ever MAAC regular season championship. Her 26 wins are the most by a rookie head coach in conference history.

During that 2013-14 campaign, Chambers led the Gaels on a historic 18-game winning streak, the longest in school history. She became the first rookie coach to win the MAAC Coach of the Year honor since 1991 and led all first-time head coaches in NCAA Division I with 26 overall wins and 18 victories in conference play.

For her efforts, Chambers was named the WBCA Spalding Maggie Dixon Division I Rookie Coach of the Year, given to the nation's top first-year head coach, becoming the first mentor in MAAC history to claim the honor. Chambers was also named the College Sports Madness Mid-Major Coach of the Year in 2014.

Prior to her arrival in New Rochelle, Chambers served as an assistant coach at Virginia Tech, on Dennis Wolff's staff when he took over the program in 2011-12. The Hokies improved their Atlantic Coast Conference mark in

both seasons under Wolff and Chambers.

At UMBC, Chambers served as an assistant coach and recruiting coordinator under head coach Phil Stern for three seasons. During the 2010-11 campaign, the Retrievers finished 20-12, earning the America East regular season championship and a berth into the Women's NIT.

Chambers spent two seasons as an assistant at Molloy College in Rockville Centre, New York. Under the tutelage of Tim O'Hagan, she helped guide the Lions to their first-ever East Coast Conference title and a berth in the NCAA Division II Tournament in 2008. Molloy posted a 34-26 overall record in her two seasons on the bench.

While at Molloy, Chambers also served as an athletics administrator. She was the Lions' Associate Director of Athletics, Senior Woman Administrator and Compliance Officer. She joined the Molloy staff after two years in the conference office as Associate Commissioner for Operations and SWA for the ECC.

The Cheverly, Maryland native attended Archbishop Carroll High School, where she was inducted into the Hall of Fame in the spring of 2018. She was a four-year letter winner at Hofstra, appearing in 79 games and making 28 starts from 1999-2003. She earned a bachelor's degree in psychology in May 2003 and a master's degree in psychology from Adelphi University in November 2005.

Chambers and her wife, Melba, reside in Norwalk, Connecticut.

ALL-MAAC HONOREES UNDER CHAMBERS

2013-14

Joy Adams	First Team
Damika Martinez	Player of the Year
Aleesha Powell	Second Team
Aaliyah Robinson	Sixth Player of the Year

2014-15

Joy Adams	First Team
Damika Martinez	Player of the Year

2015-16

Joy Adams	First Team
Marina Lizarazu	First Team
Alexis Lewis	All-Rookie
Alexis Lewis	Co-Sixth Player of the Year

2016-17

Alexis Lewis	First Team
Marina Lizarazu	First Team

2017-18

Alexis Lewis	Third Team
Toyosi Abiola	All-Rookie
Toyosi Abiola	Rookie of the Year

2018-19

Juana Camilion	All-Rookie
----------------	------------

2019-20

Juana Camilion	Third Team
Paulla Weekes	All-Rookie

2020-21

Juana Camilion	Third Team
----------------	------------

2021-22

Juana Camilion	Second Team
----------------	-------------

THE CHAMBERS FILE

Year at Iona:	Ninth Season
Birth Date:	June 19, 1981
Hometown:	Cheverly, MD
High School:	Archbishop Carroll
Alma Mater:	BA, Hofstra University - Psychology MS, Adelphi University - Psychology

COACHING EXPERIENCE

2006-2008

Molloy College - Assistant Coach

2008-2010

UMBC - Assistant Coach

2011-2013

Virginia Tech - Assistant Coach

2014-Present

Iona University - Head Coach

COACHING RECORD

Year	School	Position	W-L
2006-07	Molloy	Asst. Coach	15-14
2007-08	Molloy	Asst. Coach	19-12
2008-09	UMBC	Asst. Coach	14-16
2009-10	UMBC	Asst. Coach	13-17
2010-11	UMBC	Asst. Coach	20-12
2011-12	Va. Tech	Asst. Coach	11-19
2012-13	Va. Tech	Asst. Coach	10-20
2013-14	Iona	Head Coach	26-6
2014-15	Iona	Head Coach	15-15
2015-16	Iona	Head Coach	23-12
2016-17	Iona	Head Coach	18-13
2017-18	Iona	Head Coach	2-28
2018-19	Iona	Head Coach	5-26
2019-20	Iona	Head Coach	9-21
2020-21	Iona	Head Coach	6-9
2021-22	Iona	Head Coach	11-16
2022-23	Iona	Head Coach	5-4
Tenth Season			120-150 (.444)

VS. MAAC OPPONENTS

TEAM	W	L	STREAK	LAST
Canisius	11	4	L1	L, 71-62
Fairfield	6	11	L3	L, 54-29
Manhattan	7	12	L11	L, 71-69
Marist	5	11	W1	W, 49-41
Mount St. Mary's	0	0	-	-
Niagara	10	7	L3	L, 66-50
Quinnipiac	6	12	L1	L, 78-49
Rider	9	11	W5	W, 74-58
Saint Peter's	14	5	W1	W, 63-44
Siena	11	9	W1	W, 64-57
Total	79	81	W1	



IONA GAELS BASKETBALL

ROSTER / QUICK FACTS

NUMERICAL

No.	Name	Cl.	Pos.	Ht.	Hometown / Last School
1	Natalia Otkhmezuri	Sr.	G	5-8	Tbilisi, Republic of Georgia / Southern Utah
2	Petra Oborilova	Fr.	F	6-2	Banská Bystrica, Slovakia / Stredná Športová Škola
3	Addy Salzer	So.	G	5-11	Saint Bonifacius, MN / Waconia
4	Ale Civera	Fr.	G	5-10	Madrid, Spain / IES Ortega y Gasset
5	Thoranna Hodge-Carr	So.	G	5-8	Keflavik, Iceland / Fjölbrotaskóli Suðurnesja
10	Vega Lopez	So.	F	6-2	Madrid, Spain / Trinidad State
11	Isabelle Lipinski	Sr.	F	6-2	Farmington, CT / Franklin Pierce
15	Kate Mager	Sr.	G	5-9	New City, NY / Merrimack
21	Amaya Evans	Fr.	G	5-4	Neptune, NJ / Neptune
22	Juana Camilion	Sr.	G	5-10	Palma de Mallorca, Spain / IES Antonio Maura
30	Ketsia Athias	Sr.	F	6-2	Brooklyn, NY / NYIT
32	Judith Gomez	So.	G	5-9	Cornella de Llobregat, Spain / IES Francesc Macia
34	Marina Cenis	So.	G	5-7	Zaragoza, Spain / Colegio San Agustin Zaragoza
35	Noa Givon	Fr.	G	5-10	Raanana, Israel / Ostrovski

Head Coach: Billi Chambers (Hofstra '03), tenth season

Associate Head Coach: Ashlee Kelly (Quinnipiac '04)

Assistant Coach: Nick Volchok (Mercy '04)

Assistant Coach/Recruiting Coordinator: Brianna Sanders (Ohio State '14)

Director of Operations: Alyx McKiernan (U. of the Sciences '19)

Head Athletic Trainer: Sara Carpentieri

Strength & Conditioning Coach: Jake Eglintine

Graduate Manager: Omoredé Rainey (Iona '22)

Athletic Communications Contact: Jack Clark (Iona '17)

BY CLASS:

Seniors (5).....Ketsia Athias
Juana Camilion
Isabelle Lipinski
Kate Mager
Natalia Otkhmezuri
Sophomores (5).....Marina Cenis
Judith Gomez
Thoranna Hodge-Carr
Vega Lopez
Addy Salzer
Freshmen (4).....Ale Civera
Amaya Evans
Noa Givon
Petra Oborilova

BY STATE/COUNTRY:

Connecticut (1).....Isabelle Lipinski
Israel (1).....Noa Givon
Iceland (1).....Thoranna Hodge-Carr
Minnesota (1).....Addy Salzer
New Jersey (1).....Amaya Evans
New York (2).....Ketsia Athias
Kate Mager
Republic of Georgia (1).....Natalia Otkhmezuri
Slovakia (1).....Petra Oborilova
Spain (5).....Ale Civera
Marina Cenis
Juana Camilion
Judith Gomez
Vega Lopez

BY TENURE:

Returners (7).....Ketsia Athias^S
Juana Camilion^S
Marina Cenis^S
Judith Gomez
Thoranna Hodge-Carr
Isabelle Lipinski
Addy Salzer
Newcomers (7).....Ale Civera
Amaya Evans
Noa Givon
Kate Mager
Vega Lopez
Petra Oborilova
Natalia Otkhmezuri

^S - returning 2021-22 starter

PRONUNCIATION GUIDE:

#1 Natalia Otkhmezuri oat-kuh-missouri
#2 Petra Oborilova O-bore-ree-low-vaa
#3 Addy Salzer SAUL-zer
#4 Ale Civera AH-lay THEE-vera

#5 Thoranna Hodge-Carr THOR-anna
#15 Kate Mager Major
#22 Juana Camilion ca-MEALY-own
#30 Ketsia Athias KET-see-uh UH-thee-iss
#34 Marina Cenis THEN-iss
#35 Noa Givon Noah GIVE-on

THOR-anna
Major
ca-MEALY-own
KET-see-uh UH-thee-iss
THEN-iss
Noah GIVE-on

QUICK FACTS

Name.....Iona University
Location.....New Rochelle, NY 10801-1890
Founded.....1940
Enrollment.....3,287
Nickname.....Gaels
Colors.....Maroon & Gold
Affiliation.....NCAA Division I
Conference.....Metro Atlantic Athletic (MAAC)
Home Court (Capacity).....Hynes Center (2,578)
President.....Seamus Carey, Ph.D.
Director of Athletics.....Matt Glovaski
Sr. Assoc. AD/Sports Med.Sam De Rosa
Strength & Conditioning Coach.....Jason Martinez
Team Physician.....Dr. Riley Williams
Athletics Phone.....(914) 633-2654

BASKETBALL INFORMATION

First Season.....1974-75 (47 years)
All-Time Record.....552-822 (.402)
NCAA Appearances.....1
(2016)
NIT Appearances.....5
(2007, 2008, 2010, 2013, 2014)
MAAC Tournament Championships.....1
(2016)
MAAC Regular Season Championships.....1
(2013-14)
2021-22 Record.....11-16
2021-22 MAAC Record/Finish.....8-12 / 8th
Head Coach.....Billi Chambers (tenth season)
Record at Iona.....120-150 (9+ seasons)
NCAA Record.....120-150 (.444) / 9+ seasons
Associate Head Coach.....Ashlee Kelly
Assistant Coach.....Nick Volchok
Asst. Coach/Recruiting Coord.....Brianna Sanders
Dir. of Operations.....Alyx McKiernan

ATHLETIC COMMUNICATIONS

Sr. Associate AD.....Brian Beyrer (Iona '01)
Office.....(914) 637-2726
Cell.....(914) 497-3136
E-mail.....bbeyrer@iona.edu
Assistant AD.....Jack Clark (Iona '17)
Office.....(914) 633-2334
Cell.....(631) 478-9046
E-mail.....jclark@iona.edu
Asst. Director.....Garret Murray (Iona '19)
Office.....(914) 633-2057
E-mail.....gmurray@iona.edu
Graduate Asst.....Jack Ravitz (Sacred Heart '21)
Office.....(914) 633-2057
E-mail.....jrvavitz1@gals.iona.edu

IONA GAELS MULTIMEDIA: SOCIAL MEDIA GUIDE



@IonaGaels, @IonaWBB, #IUWBB

HEADLINES

IONA FIFTH IN PRESEASON COACHES' POLL

- Iona was selected by the league's coaches to finish fifth, just ahead of Marist and Rider.
- The Quinnipiac Bobcats were selected as the preseason favorites to win the MAAC, receiving eight of 11 first place votes. Manhattan's Dee Dee Davis was tabbed the 2022-23 MAAC Preseason Player of the Year.
- The defending MAAC Champion Fairfield Stags were predicted to finish third.

SEVEN RETURNERS AND SEVEN NEWCOMERS

- Iona returns seven players to the program for the 2022-23 campaign. Three of Iona's returning athletes are starters: Ketsia Athias, Juana Camilion and Marina Cenis.
- The Gaels brought three transfers: Vega Lopez (Trinidad State), Kate Mager (Merrimack) and Natalia Otkhmezuri (Southern Utah).
- The other four newcomers are all true freshmen, three of who have experience on the national stage overseas: Ale Civera (Spain), Noa Givon (Israel) and Petra Oborilova (Slovakia).

2022-23 MAAC PRESEASON COACHES' POLL

1.	Quinnipiac	117 (8)
2.	Manhattan	112 (3)
3.	Niagara	94
4.	Fairfield	74
5.	Iona	71
6.	Marist	62
6.	Rider	62
8.	Mount St. Mary's	43
9.	Canisius	39
9.	Siena	39
11.	Saint Peter's	13

MAAC CONTINUES UNITED FOR JUSTICE CAMPAIGN

- As a collection of colleges and universities committed to racial justice and individual dignity, the MAAC has committed to work with others in college sports to foster understanding and effect lasting change to advance social justice.
- Elements of the multi-year campaign can be found on school campuses, live game broadcasts, online, on social media and on the court.
- MAAC basketball programs will be focusing their efforts specifically on Black Lives Matter by wearing BLM uniform patches and coaches' pins throughout the season. They will also be able to showcase individualized social justice messaging on their warm-up shirts. Additionally, the conference has supplied floor decals for member institutions to use on their home courts in an effort to spread awareness.

CAMILION, ATHIAS PRESEASON ALL-MAAC

- Juana Camilion was named to the 2022-23 Preseason All-MAAC First Team and Ketsia Athias earned a spot on the Preseason All-MAAC Second Team.
- Camilion was the MAAC Defensive Player of the Year in 2021-22 and an All-MAAC Second Team selection. It was her fourth postseason all-conference accolade.
- Athias did not appear on an All-MAAC team in 2021-22, but she did earn MBWA Division I Honorable Mention after ranking 19th in the NCAA a season ago with a 56.6 field goal percentage mark.

KATE'S A MAGER ADDITION TO MAROON & GOLD

- Kate Mager transferred to Iona after four seasons at Merrimack, where she set the program record with 237 career three-pointers made.
- The 2021-22 NEC Scholar-Athlete of the Year, Mager earned a spot on an all-conference postseason team in all four years with the Warriors.
- She also became the 24th 1,000-point scorer in Merrimack women's basketball history and was a 1,000-point scorer at Albertus Magnus High School.

MAAC TOURNAMENT CONTINUES ON IN ATLANTIC CITY, NEW JERSEY FOR 2022-23

- The Jim Whelan Boardwalk Hall in Atlantic City, NJ is the new host of the MAAC Men's and Women's Basketball Championships.
- The venue changed over from the Times Union Center, which hosted the postseason tournament every year since 2015.
- The 2023 MAAC Basketball Championship will take place March 7-11 with all games being broadcasted on the ESPN family of networks.

FUN WITH NUMBERS

Billi Chambers record by month (since 2013-14)				
	20-21	21-22	22-23	TOTAL
Nov.	0-1	2-3	3-3	17-36
Dec.	3-3	0-3	2-1	21-29
Jan.	1-1	3-4	0-0	37-34
Feb.	0-3	5-3	0-0	36-35
Mar.	2-1	1-3	0-0	9-16
Total	6-9	11-16	5-4	120-150
Billi Chambers record by day (since 2013-14)				
	20-21	21-22	22-23	TOTAL
Sun.	0-3	0-0	1-0	24-31
Mon.	0-0	0-2	1-1	8-14
Tues.	1-0	2-2	1-1	7-17
Wed.	0-1	0-1	1-0	9-7
Thur.	1-1	3-6	1-2	23-30
Fri.	3-1	0-0	0-0	26-18
Sat.	1-3	6-5	0-0	23-33
Total	6-9	11-16	5-4	120-150
Billi Chambers record by tipoff time (since 2013-14)				
	20-21	21-22	22-23	TOTAL
Morning	0-0	1-0	0-1	7-12
Afternoon	2-6	5-8	3-0	58-70
Evening	4-3	5-8	2-3	55-67
Total	6-9	11-16	5-4	120-150



2022-23 MAAC STANDINGS

(as of 12/17/22)

SCHOOL	MAAC			OVERALL		
	W	L	PCT	W	L	PCT
Siena	0	0	.000	6	4	.600
Iona	0	0	.000	5	4	.556
Quinnipiac	0	0	.000	5	4	.556
Mount St. Mary's	0	0	.000	4	4	.500
Fairfield	0	0	.000	4	5	.444
Marist	0	0	.000	4	5	.444
Canisius	0	0	.000	3	6	.333
Rider	0	0	.000	3	6	.333
Manhattan	0	0	.000	2	6	.250
Niagara	0	0	.000	1	7	.125
Saint Peter's	0	0	.000	0	8	.000

UPCOMING MAAC SCHEDULE

Saturday, Dec. 17

Canisius vs. Rider.....	1 PM
IONA VS. QUINNIPIAC.....	1 PM
Niagara vs. Marist.....	2 PM
Manhattan vs. Mount St. Mary's.....	2 PM
Saint Peter's vs. Fairfield.....	2 PM

Monday, Dec. 19

Canisius vs. Marist.....	1 PM
Quinnipiac vs. Manhattan.....	6 PM
Niagara vs. Rider.....	6 PM
Mount St. Mary's vs. Siena.....	7 PM
IONA AT FAIRFIELD.....	7 PM

Wednesday, Dec. 21

Fairleigh Dickinson vs. Siena.....	4 PM
UMass vs. Saint Peter's.....	7 PM

Thursday, Dec. 22

Manhattan vs. LIU.....	2 PM
ETSU vs. Mount St. Mary's.....	7:30 PM

Thursday, Dec. 29

Mount St. Mary's vs. Fairfield.....	1 PM
Saint Peter's vs. Quinnipiac.....	2 PM
Manhattan vs. Canisius.....	2 PM
IONA VS. NIAGARA.....	6 PM
Rider vs. Siena.....	7 PM

Saturday, Dec. 31

IONA AT MARIST.....	2 PM
----------------------------	-------------

IONA VS. MAAC

Team	W-L	Last Meet/When
Canisius	38-28	W, 78-72 (2/27/20)
Fairfield	31-64	W, 59-52 (2/15/20)
Manhattan	31-57	L, 59-47 (3/2/20)
Marist	17-46	L, 59-47 (3/5/20)
Mount St. Mary's	0-0	-
Niagara	33-34	W, 70-58 (2/8/20)
Quinnipiac	7-12	L, 67-63 (2/1/20)
Rider	32-24	L, 53-41 (2/23/20)
Saint Peter's	33-62	L, 55-50 (3/7/20)
Siena	31-45	L, 57-45 (2/29/20)
Overall	253-372 (.405)	

LAST TIME OUT: IONA 60, BETHUNE-COOKMAN 57 (NEW ROCHELLE, NY - HYNES ATHLETICS CENTER)

Official Basketball Box Score - Final

Bethune-Cookman at Iona

12/13/22 Hynes Athletics Center, New Rochelle, NY

2022-23 Iona Women's Basketball

Game Time: 1:00 PM

Game Duration: 1:59

Attendance: 743

Officials: Joseph Vazily, John Capolino, Kenya Kirkland

Bethune-Cookman - 57

Record: 0-8

NO.	Name	Min	FG M-A	3P M-A	FT M-A	Rebounds OR DR TOT	Fouls PF FD	TP	AS	TO	ST	Blocks BS BA	+/-
20	Nia Jordan	F 21:11	3-6	0-0	4-6	3 2 5	2 3	10	0	1	0	0 2	11
25	Kayla Clark	F 22:01	1-7	0-0	0-2	3 4 7	1 2	2	0	0	2	1 3	-6
1	D'Shantae Edwards	G 38:30	5-12	0-0	4-6	1 1 2	4 4	14	1	2	10	0 0	-1
3	Karianna Woods	G 29:18	1-4	0-3	2-2	0 1 1	4 1	4	2	2	1	0 0	-5
22	Chanel Wilson	G 37:06	8-15	3-4	1-2	1 3 4	0 2	20	2	5	3	0 0	3
21	Kerrighan Dunn	16:07	0-6	0-2	0-0	1 2 3	2 0	0	0	3	0	0 0	-6
2	Kayla White	16:20	2-4	0-1	0-0	1 1 2	2 1	4	3	1	2	0 0	9
5	Tahisha Dossous	02:54	0-1	0-0	0-0	0 1 1	1 0	0	0	0	0	0 0	-6
4	Morgan Beacham	04:27	1-2	0-0	0-0	0 1 1	1 0	2	0	1	0	0 0	-2
11	Yamani McCullough	06:39	0-0	0-0	1-2	0 0 0	1 1	1	0	2	1	0 0	-7
24	Cameraah Langston	05:27	0-1	0-1	0-0	0 1 1	0 0	0	0	0	3	0 0	-5
Team						0 0 0		0		0			
Totals			21-58	3-11	12-20	10 17 27	18 14	57	8	17	22	1 5	-3

Technical Fouls::NONE

Shooting By Period			
1 st FG%	4-14	28.6%	
3PT%	1-5	20.0%	
FT%	1-2	50%	
2 nd FG%	3-16	18.8%	
3PT%	0-3	0.0%	
FT%	1-4	25%	
3 rd FG%	5-15	33.3%	
3PT%	1-1	100.0%	
FT%	10-13	76.9%	
4 th FG%	9-13	69.2%	
3PT%	1-2	50.0%	
FT%	0-1	0%	
GM FG%	21-58	36.2%	
3PT%	3-11	27.3%	
FT%	12-20	60.0%	

Dead Ball Rebounds: 5, 2

Iona - 60

Record: 5-4

NO.	Name	Min	FG M-A	3P M-A	FT M-A	Rebounds OR DR TOT	Fouls PF FD	TP	AS	TO	ST	Blocks BS BA	+/-
30	Ketsia Athias	F 37:48	6-9	0-0	2-2	1 8 9	2 1	14	5	6	0	4 0	0
1	Natalia Otkhmezuri	G 34:31	4-8	4-4	0-0	0 2 2	2 1	12	3	3	0	0 0	1
5	Thoranna Hodge-Carr	G 19:59	1-3	0-0	0-1	0 2 2	3 1	2	0	9	2	1 1	-2
15	Kate Mager	G 33:05	3-8	2-7	2-2	0 6 6	1 3	10	2	2	0	0 0	2
22	Juana Camilion	G 31:17	7-12	2-4	0-0	0 5 5	4 9	16	4	4	1	0 0	5
35	Noa Givon	13:08	0-0	0-0	2-2	0 1 1	1 1	2	0	1	0	0 0	10
34	Marina Cenis	17:44	0-1	0-0	0-0	1 1 2	0 1	0	2	2	1	0 0	-14
11	Isabelle Lipinski	07:46	2-4	0-0	0-0	1 2 3	1 1	4	0	1	0	0 0	7
2	Petra Oborilova	04:42	0-0	0-0	0-0	0 1 1	0 0	0	0	1	0	0 0	6
Team						0 0 0		0		1			
Totals			23-45	8-15	6-7	3 28 31	14 18	60	16	30	4	5 1	3

Technical Fouls::NONE

Shooting By Period			
1 st FG%	8-15	53.3%	
3PT%	3-6	50.0%	
FT%	2-2	100%	
2 nd FG%	6-12	50.0%	
3PT%	4-6	66.7%	
FT%	0-0	0%	
3 rd FG%	4-9	44.4%	
3PT%	1-2	50.0%	
FT%	2-3	66.7%	
4 th FG%	5-9	55.6%	
3PT%	0-1	0.0%	
FT%	2-2	100%	
GM FG%	23-45	51.1%	
3PT%	8-15	53.3%	
FT%	6-7	85.7%	

Dead Ball Rebounds: 1, 2

	BCU	ION	Points from		BCU	ION	Period by Period Scoring					
Biggest lead	0 (1 st 10:00)	26 (3 rd 6:45)	Turnovers		29	20		1st	2nd	3rd	4th	TOT
Best Scoring Run	13 (4 th 8:57)	7 (1 st 3:55)	Paint		30	28	BCU	10	7	21	19	57
Lead Changes	0		Second Chance		9	2	ION	21	16	11	12	60
Times Tied	1		Fast Breaks		10	5						
Time with Lead	00:00	38:05	Bench		7	6						

2022-23 IONA BY THE NUMBERS...

(under Chambers in parenthesis)

Iona Record:

Overall	5-4 (120-150)
MAAC	0-0 (90-90)
At the Hynes Athletics Center.....	3-1 (61-63)
On the Road	2-3 (53-75)
Neutral Sites	0-0 (6-12)
MAAC Home Games.....	0-0 (43-40)
MAAC Away Games.....	0-0 (41-43)
Leading at the half.....	5-2 (70-32)
Trailing at the half	0-2 (20-101)
Tied at the half	0-0 (30-16)
Overtime.....	0-0 (2-4)
After a win.....	1-3 (68-50)
After a loss.....	3-1 (49-100)
Vs. Ranked Opponents.....	0-0 (0-2)
Day of the Week:	
Sunday	1-0 (24-31)
Monday	1-1 (8-14)
Tuesday	1-1 (7-17)
Wednesday.....	1-0 (9-7)
Thursday	1-2 (23-30)
Friday.....	0-0 (26-19)
Saturday.....	0-0 (23-33)
Month:	
November	3-3 (17-36)
December	2-1 (21-29)
January.....	0-0 (37-34)
February.....	0-0 (36-35)
March.....	0-0 (9-16)

Tip-off Time:

Day games	3-1 (65-83)
Night games (after 5 p.m.).....	2-3 (55-67)

When Iona Scores:

Less than 50 points.....	0-0 (3-61)
50-59 points.....	0-3 (25-56)
60-69 points.....	4-0 (47-24)
70-79 points	0-1 (29-5)
80-89 points	1-0 (14-3)
89+ Points.....	0-0 (2-1)

When Opponent Scores:

Less than 50 points.....	1-0 (32-3)
50-59 points.....	3-2 (53-41)
60-69 points.....	1-0 (21-45)
70-79 points	0-2 (11-43)
80-89 points	0-0 (3-14)
More than 89 points.....	0-0 (0-4)

When Iona's FG Percentage is:

Less than 35%	0-0 (13-61)
35-39.9%.....	0-1 (23-51)
40-44.9%.....	0-2 (37-26)
45-49.9%.....	2-0 (32-7)
50% or higher	3-1 (15-5)

When Opponents' FG Percentage is:

Less than 35%	2-0 (44-11)
35-39.9%.....	1-2 (31-31)
40-44.9%.....	2-1 (34-51)
45-49.9%.....	0-0 (10-28)
50% or higher	0-1 (1-29)

At the Free Throw Line:

When Iona makes more FTs.....	1-0 (63-25)
When Iona shoots more FTs.....	3-0 (62-21)
When opponents make more FTs.....	2-4 (47-115)
When opponents shoot more FTs.....	2-4 (52-121)
When free throws made are equal	2-0 (10-10)
When free throws shot are equal.....	0-0 (6-8)

From Behind the Arc:

When Iona makes more threes	4-2 (99-60)
When opponents make more threes.....	1-2 (16-71)
Three pointers are equal.....	0-0 (5-19)

Rebounds:

When Iona out rebounds opponent	4-1 (78-40)
When opponent out rebounds Iona	1-3 (35-102)
When rebounds are equal.....	0-0 (7-8)

Assists:

When Iona has more assists	5-2 (83-27)
When opponent has more assists	0-2 (26-110)
When assists are equal	0-0 (11-13)

Turnovers:

When opponent causes more TOs	3-2 (51-93)
When Iona causes more TOs	1-1 (63-43)
When turnovers are equal.....	1-1 (6-14)

Margin of Victory/Loss:

5 points or less	1-3 (23-32)
6-10 points	2-0 (32-29)
11-15 points.....	0-0 (32-33)
16-20 points.....	1-0 (19-15)
20 or more points.....	1-1 (14-39)

2022-23 IONA SINGLE-GAME SUPERLATIVES

Team Superlatives	IONA HIGH	IONA LOW	OPPONENT HIGH	OPPONENT LOW
Points	87, vs. Wagner (Nov. 10)	50, vs. Providence (Nov. 17)	77, at St. John's (Dec. 8)	46, vs. Hofstra (Nov. 30)
Points (1st Half)	46, vs. Wagner (Nov. 10)	14, vs. Providence (Nov. 17)	40, at St. John's (Dec. 8)	13, at LIU (Dec. 5)
Points (2nd Half)	41, vs. Wagner (Nov. 10)	25 (2x), at Bucknell (Nov. 22)	47, at Stony Brook (Nov. 14)	32, vs. Hofstra (Nov. 30)
Victory Margin	25, vs. Wagner (Nov. 10)	3, vs. Bethune-Cookman (Dec. 13)	26, at St. John's (Dec. 8)	2, at Stony Brook (Nov. 14)
Field Goals Made	34, vs. Wagner (Nov. 10)	21 (2x), at St. John's (Dec. 8)	26, at Stony Brook (Nov. 14)	16, vs. Hofstra (Nov. 30)
Field Goals Att.	60, vs. Wagner (Nov. 10)	43, at Sacred Heart (Nov. 20)	67, at Stony Brook (Nov. 14)	47 (2x), vs. Hofstra (Nov. 30)
Field Goal Pct.	58.1%, at Sacred Heart (Nov. 20)	37.5%, vs. Providence (Nov. 17)	51.0%, at St. John's (Dec. 8)	33.9%, at LIU (Dec. 5)
First Half FG%	69.5%, at Sacred Heart (Nov. 20)	21.4%, vs. Providence (Nov. 17)	57.6%, at St. John's (Dec. 8)	20.7%, vs. Hofstra (Nov. 30)
Second Half FG%	62.5%, vs. Wagner (Nov. 10)	35.7% (2x), at LIU (Dec. 5)	55.6%, vs. Hofstra (Nov. 30)	36.7%, at Bucknell (Nov. 22)
3-Pt FG Made	10, at Stony Brook (Nov. 14)	2, at St. John's (Dec. 8)	8 (2x), at St. John's (Dec. 8)	2 (2x), vs. Hofstra (Nov. 30)
3-Pt FG Attempted	24 (2x), vs. Providence (Nov. 17)	14 (2x), vs. Hofstra (Nov. 30)	26, at Sacred Heart (Nov. 20)	7, vs. Hofstra (Nov. 30)
3-Pt FG%	53.3%, vs. Bethune-Cookman (Dec. 13)	12.5%, at St. John's (Dec. 8)	50.0%, at St. John's (Dec. 8)	13.6%, at LIU (Dec. 5)
Free Throws Made	12, at LIU (Dec. 5)	0, vs. Providence (Nov. 17)	19, at St. John's (Dec. 8)	4, at Sacred Heart (Nov. 20)
Free Throws Att.	18 (2x), at LIU (Dec. 5)	3, vs. Providence (Nov. 17)	22 (2x), at St. John's (Dec. 8)	4, at Sacred Heart (Nov. 20)
Free Throw %	100.0%, at Stony Brook (Nov. 14)	0.0%, vs. Providence (Nov. 17)	100.0%, at Sacred Heart (Nov. 20)	60.0%, vs. Hofstra (Nov. 30)
Offensive Rebounds	12, vs. Wagner (Nov. 10)	3, vs. Bethune-Cookman (Dec. 13)	17, at Stony Brook (Nov. 14)	7 (2x), at LIU (Dec. 5)
Defensive Rebounds	32, at LIU (Dec. 5)	12, at St. John's (Dec. 8)	30, vs. Providence (Nov. 17)	13, at Sacred Heart (Nov. 20)
Rebounds	38, at LIU (Dec. 5)	18, at St. John's (Dec. 8)	38 (2x), vs. Providence (Nov. 17)	23, at Sacred Heart (Nov. 20)
Assists	20, vs. Wagner (Nov. 10)	5, at St. John's (Dec. 8)	18, at LIU (Dec. 5)	7 (2x), vs. Providence (Nov. 17)
Turnovers	30, vs. Bethune-Cookman (Dec. 13)	13, at Bucknell (Nov. 22)	23, vs. Providence (Nov. 17)	9, at Stony Brook (Nov. 14)
Steals	12 (3x), at St. John's (Dec. 8)	4 (2x), vs. Bethune-Cookman (Dec. 13)	22, vs. Bethune-Cookman (Dec. 13)	4, at Bucknell (Nov. 22)
Blocked Shots	5, vs. Bethune-Cookman (Dec. 13)	1 (2x), at LIU (Dec. 5)	4, vs. Hofstra (Nov. 30)	0, vs. Wagner (Nov. 10)
Fouls	24, vs. Wagner (Nov. 10)	13, at Sacred Heart (Nov. 20)	20, at LIU (Dec. 5)	7, at Bucknell (Nov. 22)

THE LAST TIME... (TEAM STATISTICS)

The Last Time	Iona	Games Since	Opponent	Games Since
Game Duration				
Played in Overtime	Niagara 66, Iona 50 (3/3/22)	12	Niagara 66, Iona 50 (3/3/22)	12
Won in Overtime	Iona 79, Canisius 76 (2/1/16)	185	Niagara 66, Iona 50 (3/3/22)	12
Played in Double Overtime	Monmouth 75, Iona 74 (12/7/14)	230	Monmouth 75, Iona 74 (12/7/14)	230
Won in Double Overtime	Iona 81, Siena 77 (1/8/07)	481	Monmouth 75, Iona 74 (12/7/14)	230
Played in Triple Overtime	--	--	--	--
Won in Triple Overtime	--	--	--	--
Ranked Opponent				
Played a Ranked Opponent	No. 5 Maryland 74, Iona 58 (3/19/16)	173	--	--
Beat a Ranked Opponent	--	--	--	--
Score Margin				
Won by 15-19 Points	16, Iona 62, Hofstra 46 (11/30/22)	3	16, Niagara 66, Iona 50 (3/3/22)	12
Won by 20-29 Points	25, Iona 87, Wagner 62 (11/10/22)	8	26, St. John's 77, Iona 51 (12/8/22)	1
Won by 30-39 Points	34, Iona 77, Saint Peter's 43 (1/11/15)	223	31, Washington 65, Iona 34 (11/28/19)	76
Won by 40-49 Points	41, Iona 72, Mercy 31 (12/29/81)	1,184	44, Rider 81, Iona 37 (1/4/20)	70
Won by 50 Points or More	63, Iona 77, Brooklyn 14 (1/8/81)	1,209	52, Seton Hall 87, Iona 39 (12/8/19)	73
Score Total				
Scored 100 Points or More	Iona 107, Holy Cross 106 (2/12/87)	1,030	Duke 100, Iona 31 (11/18/12)	299
Scored 90-99 Points	Rider 92, Iona 90 (2/6/14)	248	Quinnipiac 90, Iona 47 (2/4/18)	119
Scored 80-89 Points	Iona 87, Wagner 62 (11/10/22)	8	Niagara 81, Iona 63 (1/2/21)	42
Field Goal Percentage				
Shot 60.0% or Better	60.0%, Iona 86, Sacred Heart 62 (12/3/13)	263	63.0%, Central Michigan 82, Iona 39 (11/30/18)	106
Shot 55.0 - 59.9%	58.1%, Iona 65, Sacred Heart 56 (11/22/22)	5	58.2%, UMass 79, Iona 56 (11/16/21)	33
Shot 50.0 - 55.4%	51.1%, Iona 60, Bethune-Cookman 57 (12/13/22)	0	51.0%, St. John's 77, Iona 51 (12/8/22)	1
Three Point Field Goals				
Made 17 or More Threes	17, Harvard 90, Iona 89 (3/20/14)	238	--	--
Made 16 Threes	16, Iona 78, Niagara 62 (2/20/14)	244	--	--
Made 15 Threes	15, Iona 86, Monmouth 77 (1/24/14)	252	--	--
Made 14 Threes	14, Iona 78, Canisius 72 (2/27/20)	56	--	--
Made 13 Threes	13, Iona 68, Winthrop 61 (11/9/19)	80	13, Quinnipiac 74, Iona 38 (1/6/18)	127
Made 12 Threes	12, Iona 59, Fairfield 52 (2/15/20)	59	12, Sacred Heart 82, Iona 80 (11/16/14)	236
Did Not Make a Three	Niagara 66, Iona 50 (3/3/22)	12	Iona 67, Winthrop 45 (11/13/21)	34
Free Throws				
Attempted 40 or More FTs	45, Iona 81, Siena 69 (12/9/07)	454	47, Rider 93, Iona 87 (2/6/11)	341
Attempted 35 or More FTs	35, Iona 95, Quinnipiac 86 (1/10/14)	256	36, Iona 92, Rider 61 (1/21/11)	346
Attempted 30 or More FTs	30, Iona 72, Sacred Heart 64 (12/22/20)	44	30, Manhattan 71, Iona 69 (1/27/22)	22
Made 30 or More FTs	32, Iona 94, Niagara 84 (1/5/14)	257	34, Rider 93, Iona 87 (2/6/11)	341
Made 25-29 Free Throws	25, Iona 72, Sacred Heart 64 (12/22/20)	44	27, Siena 59, Iona 47 (1/6/19)	99
Made 20-24 Free Throws	20, Iona 63, Siena 51 (2/19/16)	180	20, Fairfield 69, Iona 56 (3/9/22)	9
Did Not Make a Free Throw	Providence 53, Iona 50 (11/17/22)	6	--	--
Rebounds				
Had 55 Rebounds or More	72, Monmouth 75, Iona 74 (12/7/14)	230	60, Rider 93, Iona 87 (2/6/11)	341
Had 50-54 Rebounds	51, Iona 58, Monmouth 56 (2/5/16)	184	50, Saint Peter's 61, Iona 50 (3/11/21)	36
Had 45-49 Rebounds	46, Iona 49, Marist 41 (1/20/22)	24	46, Quinnipiac 78, Iona 49 (2/12/22)	17
Had 40-44 Rebounds	41, Iona 65, Rider 58 (2/24/22)	14	44, Canisius 71, Iona 62 (3/5/22)	11
Had 20 or Less Rebounds	18, St. John's 77, Iona 51 (12/8/22)	1	19, Iona 66, Saint Peter's 58 (1/5/17)	159
Assists				
Had 30-34 Assists	30, Iona 89, Fairfield 76 (2/23/05)	527	--	--
Had 25-29 Assists	26, Iona 88, Rider 58 (2/9/13)	280	25, UMass 79, Iona 56 (11/16/21)	33
Had 20-24 Assists	20, Iona 87, Wagner 62 (11/10/22)	8	22, Quinnipiac 78, Iona 49 (2/12/22)	17
Had 10 or Less Assists	5, St. John's 77, Iona 51 (12/8/22)	1	8, Iona 60, Bethune-Cookman 57 (12/13/22)	0

2022-23 IONA OVERALL STATISTICS



2022-23 Iona Women's Basketball Combined Team Statistics All games

Page 1/1
as of Dec 14, 2022

Game Records

Record	Overall	Home	Away	Neutral
ALL GAMES	5-4	3-1	2-3	0-0
CONFERENCE	0-0	0-0	0-0	0-0
NON-CONFERENCE	5-4	3-1	2-3	0-0

Score by Periods

Team	1st	2nd	3rd	4th	OT	TOT
Iona	161	135	127	139	0	562
Opponents	97	116	163	158	0	534

Team Box Score

No.	Player				Total		3-Point		F-Throw		Rebounds											
		GP-GS	MIN	AVG	FG-FGA	FG%	3FG-3FGA	3FG%	FT-FTA	FT%	OFF	DEF	TOT	AVG	PF	DQ	A	TO	BLK	STL	PTS	AVG
22	CAMILION, Juana	9-9	249:05	27.7	52-97	.536	9-23	.391	12-14	.857	4	31	35	3.9	30	1	31	22	0	13	125	13.9
30	ATHIAS, Ketsia	9-9	285:17	31.7	51-91	.560	0-0	.000	21-27	.778	13	52	65	7.2	22	0	43	47	17	9	123	13.7
15	MAGER, Kate	9-9	300:06	33.3	32-67	.478	26-58	.448	6-6	1.000	2	17	19	2.1	12	0	8	10	0	7	96	10.7
5	HODGE-CARR, Thoranna	9-9	263:45	29.3	31-54	.574	1-2	.500	6-12	.500	18	31	49	5.4	28	0	12	30	3	16	69	7.7
1	OTKHMEZURI, Natalia	9-1	218:30	24.3	23-65	.354	13-40	.325	3-5	.600	1	17	18	2.0	11	0	9	13	0	1	62	6.9
35	GIVON, Noa	4-0	58:42	14.7	6-15	.400	2-6	.333	3-4	.750	0	8	8	2.0	5	0	2	6	2	4	17	4.3
32	GOMEZ, Judith	8-8	184:57	23.1	11-36	.306	6-25	.240	1-5	.200	1	12	13	1.6	17	0	7	20	0	14	29	3.6
11	LIPINSKI, Isabelle	8-0	91:27	11.4	13-25	.520	0-1	.000	2-3	.667	9	18	27	3.4	8	0	5	15	2	2	28	3.5
34	CENIS, Marina	8-0	79:03	9.9	3-7	.429	2-3	.667	1-2	.500	1	8	9	1.1	9	0	8	6	0	3	9	1.1
10	LOPEZ, Vega	3-0	14:30	4.8	1-3	.333	0-0	.000	0-0	.000	1	1	2	0.7	1	0	2	2	0	0	2	0.7
2	OBORLOVA, Petra	6-0	43:10	7.2	1-7	.143	0-4	.000	0-2	.000	0	3	3	0.5	4	0	3	3	0	0	2	0.3
4	CIVERA, Ale	2-0	04:20	2.2	0-1	.000	0-0	.000	0-0	.000	0	0	0	0.0	1	0	0	2	0	0	0	0.0
21	EVANS, Amaya	3-0	07:07	2.4	0-0	.000	0-0	.000	0-0	.000	0	0	0	0.0	0	0	0	0	0	0	0	0.0
Team											10	15	25					10				
Total		9	1800		224-468	.479	59-162	.364	55-80	.688	60	213	273	30.3	148	1	130	186	24	69	562	62.4
Opponents		9	1800		193-494	.391	41-144	.285	107-149	.718	97	190	287	31.9	137	2	109	162	18	86	534	59.3

Team Statistics

	IONA	OPP
Scoring	562	534
Points per game	62.4	59.3
Scoring margin	+3.1	-
Field goals-att	224-468	193-494
Field goal pct	.479	.391
3 point fg-att	59-162	41-144
3-point FG pct	.364	.285
3-pt FG made per game	6.6	4.6
Free throws-att	55-80	107-149
Free throw pct	.688	.718
F-Throws made per game	6.1	11.9
Rebounds	273	287
Rebounds per game	30.3	31.9
Rebounding margin	-1.6	-
Assists	130	109
Assists per game	14.4	12.1
Turnovers	186	162
Turnovers per game	20.7	18.0
Turnover margin	-2.7	-
Assist/turnover ratio	0.7	0.7
Steals	69	86
Steals per game	7.7	9.6
Blocks	24	18
Blocks per game	2.7	2.0
Winning streak	1	-
Home win streak	2	-
Attendance	3818	2675
Home games-Avg/Game	4-955	5-535
Neutral site-Avg/Game	-	0-0

Team Results

Date	Opponent		Score	Att.
11/10/2022	Wagner	W	87-62	1285
11/14/2022	at Stony Brook	L	71-73	612
11/17/2022	Providence	L	50-53	913
11/20/2022	at Sacred Heart	W	65-56	493
11/22/2022	at Bucknell	L	52-55	1024
11/30/2022	Hofstra	W	62-46	877
12/05/2022	at LIU	W	64-55	212
12/08/2022	at St. John's (NY)	L	51-77	334
12/13/2022	Bethune-Cookman	W	60-57	743

2022-23 IONA POINTS-REBOUNDS-ASSISTS

Opponent	Date	Score		1	2	4	5	10	11	15	21	22	30	32
				OTKHMEZURI	OBORILOVA,	CIVERA,ALE	HODGE-CARR	LOPEZ,VEGA	LIPINSKI,I	MAGER,KATE	EVANS,AMAY	CAMILION,J	ATHIAS,KET	GOMEZ,JUDI
Wagner	11/10/2022	87-62	W	13-3-0	0-1-3	0-0-0	18-6-1	DNP	2-7-0	15-1-1	0-0-0	17-2-4	9-6-8	8-1-0
at Stony Brook	11/14/2022	71-73	L	13-7-0	DNP	DNP	0-7-1	DNP	0-0-0	18-1-1	DNP	20-2-5	17-9-6	0-3-1
Providence	11/17/2022	50-53	L	6-3-2	0-0-0	DNP	4-10-2	DNP	6-4-1	11-3-0	DNP	14-5-3	6-3-5	3-2-0
at Sacred Heart	11/20/2022	65-56	W	0-0-0	0-0-0	0-0-0	4-4-1	0-0-0	8-6-1	12-2-0	0-0-0	16-5-6	20-3-5	5-2-1
at Bucknell	11/22/2022	52-55	L	8-1-1	DNP	DNP	9-5-0	DNP	4-3-2	5-2-1	DNP	11-6-3	15-8-4	0-2-2
Hofstra	11/30/2022	62-46	W	2-1-2	0-0-0	DNP	4-5-3	0-1-0	2-2-1	17-2-1	0-0-0	18-4-3	8-9-3	3-2-1
at LIU	12/05/2022	64-55	W	4-1-1	DNP	DNP	21-8-4	DNP	2-2-0	8-1-2	DNP	2-4-2	18-12-5	8-0-2
at St. John's (NY)	12/08/2022	51-77	L	4-0-0	2-1-0	DNP	7-2-0	2-1-2	DNP	0-1-0	DNP	11-2-1	16-6-2	2-1-0
Bethune-Cookman	12/13/2022	60-57	W	12-2-3	0-1-0	DNP	2-2-0	DNP	4-3-0	10-6-2	DNP	16-5-4	14-9-5	DNP

Opponent	Date	Score		34	35
				CENIS,MARI	GIVON,NOA
Wagner	11/10/2022	87-62	W	5-3-3	DNP
at Stony Brook	11/14/2022	71-73	L	3-0-1	DNP
Providence	11/17/2022	50-53	L	0-0-0	DNP
at Sacred Heart	11/20/2022	65-56	W	0-1-0	DNP
at Bucknell	11/22/2022	52-55	L	0-0-0	DNP
Hofstra	11/30/2022	62-46	W	DNP	8-2-1
at LIU	12/05/2022	64-55	W	1-3-2	0-2-1
at St. John's (NY)	12/08/2022	51-77	L	0-0-0	7-3-0
Bethune-Cookman	12/13/2022	60-57	W	0-2-2	2-1-0

2022-23 IONA INDIVIDUAL GAME HIGHS



2022-23 Iona Women's Basketball Player Highs Analysis All games

Page 1/3
as of Dec 14, 2022

Iona - Individual Game Highs

POINTS	21		Thoranna Hodge-Carr at LIU (12/05/2022)
	20		Ketsia Athias at Sacred Heart (11/20/2022)
	20		Juana Camilion at Stony Brook (11/14/2022)
	18		Ketsia Athias at LIU (12/05/2022)
	18		Juana Camilion vs Hofstra (11/30/2022)
	18		Kate Mager at Stony Brook (11/14/2022)
	18		Thoranna Hodge-Carr vs Wagner (11/10/2022)
FIELD GOALS MADE	10		Thoranna Hodge-Carr at LIU (12/05/2022)
	8		Juana Camilion vs Hofstra (11/30/2022)
	8		Juana Camilion at Stony Brook (11/14/2022)
	8		Ketsia Athias at Stony Brook (11/14/2022)
FIELD GOAL ATTEMPTS	14		Juana Camilion at Bucknell (11/22/2022)
	13		Juana Camilion vs Hofstra (11/30/2022)
	13		Ketsia Athias at Bucknell (11/22/2022)
FIELD GOAL PERCENTAGE (min 5 made)	.909	(10-11)	Thoranna Hodge-Carr at LIU (12/05/2022)
	.778	(7-9)	Juana Camilion at Sacred Heart (11/20/2022)
	.778	(7-9)	Ketsia Athias at Sacred Heart (11/20/2022)
	.778	(7-9)	Thoranna Hodge-Carr vs Wagner (11/10/2022)
3 PT FG MADE	6		Kate Mager at Stony Brook (11/14/2022)
	5		Kate Mager vs Hofstra (11/30/2022)
3 PT FG ATTEMPTS	10		Kate Mager at Stony Brook (11/14/2022)
	9		Natalia Otkhmezuri vs Providence (11/17/2022)
3 PT FG PERCENTAGE (min 2 made)	1.000	(4-4)	Natalia Otkhmezuri vs Bethune-Cookman (12/13/2022)
	.800	(4-5)	Kate Mager at Sacred Heart (11/20/2022)
FREE THROWS MADE	6		Ketsia Athias at LIU (12/05/2022)
	6		Ketsia Athias at Sacred Heart (11/20/2022)
FREE THROW ATTEMPTS	9		Ketsia Athias at LIU (12/05/2022)
	7		Thoranna Hodge-Carr vs Wagner (11/10/2022)
FREE THROW PERCENTAGE (min 3 made)	1.000	(6-6)	Ketsia Athias at Sacred Heart (11/20/2022)
	1.000	(4-4)	Juana Camilion at Stony Brook (11/14/2022)
REBOUNDS	12		Ketsia Athias at LIU (12/05/2022)
	10		Thoranna Hodge-Carr vs Providence (11/17/2022)
ASSISTS	8		Ketsia Athias vs Wagner (11/10/2022)
	6		Juana Camilion at Sacred Heart (11/20/2022)
	6		Ketsia Athias at Stony Brook (11/14/2022)
STEALS	5		Juana Camilion vs Hofstra (11/30/2022)
	5		Thoranna Hodge-Carr at Sacred Heart (11/20/2022)
	5		Judith Gomez at Sacred Heart (11/20/2022)
BLOCKED SHOTS	4		Ketsia Athias vs Bethune-Cookman (12/13/2022)
	3		Ketsia Athias vs Hofstra (11/30/2022)
	3		Ketsia Athias at Stony Brook (11/14/2022)
TURNOVERS	9		Thoranna Hodge-Carr vs Bethune-Cookman (12/13/2022)
	9		Ketsia Athias at Sacred Heart (11/20/2022)
FOULS	5		Juana Camilion at Stony Brook (11/14/2022)
	4		Juana Camilion vs Bethune-Cookman (12/13/2022)
	4		Ketsia Athias at St. John's (NY) (12/08/2022)
	4		Thoranna Hodge-Carr at St. John's (NY) (12/08/2022)
	4		Thoranna Hodge-Carr at LIU (12/05/2022)
	4		Marina Cenis at LIU (12/05/2022)
	4		Ketsia Athias at Bucknell (11/22/2022)
	4		Juana Camilion at Bucknell (11/22/2022)
	4		Juana Camilion vs Providence (11/17/2022)
	4		Thoranna Hodge-Carr at Stony Brook (11/14/2022)
	4		Juana Camilion vs Wagner (11/10/2022)
	4		Thoranna Hodge-Carr vs Wagner (11/10/2022)

2022-23 OPPONENT INDIVIDUAL GAME HIGHS



2022-23 Iona Women's Basketball Player Highs Analysis All games

Page 3/3
as of Dec 14, 2022

Opponent - Individual Game Highs

POINTS	28	Anastasia Warren at Stony Brook (11/14/2022)
	24	Ny'Ceara Pryor at Sacred Heart (11/20/2022)
	24	Gigi Gonzalez at Stony Brook (11/14/2022)
	20	Chanel Wilson vs Bethune-Cookman (12/13/2022)
	19	Jillian Archer at St. John's (NY) (12/08/2022)
FIELD GOALS MADE	10	Ny'Ceara Pryor at Sacred Heart (11/20/2022)
	10	Anastasia Warren at Stony Brook (11/14/2022)
FIELD GOAL ATTEMPTS	20	Gigi Gonzalez at Stony Brook (11/14/2022)
	20	Anastasia Warren at Stony Brook (11/14/2022)
FIELD GOAL PERCENTAGE (min 5 made)	.800 (8-10)	Janai Crooms vs Providence (11/17/2022)
	.700 (7-10)	Jillian Archer at St. John's (NY) (12/08/2022)
3 PT FG MADE	4	Jayla Everett at St. John's (NY) (12/08/2022)
	3	Chanel Wilson vs Bethune-Cookman (12/13/2022)
	3	Danielle Patterson at St. John's (NY) (12/08/2022)
	3	Remi Sisselman at Bucknell (11/22/2022)
	3	Olivia Tucker at Sacred Heart (11/20/2022)
	3	Sajada Bonner at Sacred Heart (11/20/2022)
	3	Anastasia Warren at Stony Brook (11/14/2022)
3 PT FG ATTEMPTS	9	Mariah Elohim at LIU (12/05/2022)
	8	Sajada Bonner at Sacred Heart (11/20/2022)
3 PT FG PERCENTAGE (min 2 made)	1.000 (3-3)	Danielle Patterson at St. John's (NY) (12/08/2022)
	1.000 (2-2)	Brandy Thomas vs Hofstra (11/30/2022)
	1.000 (2-2)	Cecelia Collins at Bucknell (11/22/2022)
FREE THROWS MADE	6	Gigi Gonzalez at Stony Brook (11/14/2022)
	5	Jillian Archer at St. John's (NY) (12/08/2022)
	5	Kadaja Bailey at St. John's (NY) (12/08/2022)
	5	Anastasia Warren at Stony Brook (11/14/2022)
FREE THROW ATTEMPTS	7	Gigi Gonzalez at Stony Brook (11/14/2022)
	7	Nairimar Vargas-Reyes at Stony Brook (11/14/2022)
FREE THROW PERCENTAGE (min 3 made)	1.000 (5-5)	Jillian Archer at St. John's (NY) (12/08/2022)
	1.000 (5-5)	Anastasia Warren at Stony Brook (11/14/2022)
	1.000 (4-4)	Mimi Reid at St. John's (NY) (12/08/2022)
	1.000 (4-4)	Emaia O'Brien at LIU (12/05/2022)
	1.000 (4-4)	Nariah Scott vs Providence (11/17/2022)
	1.000 (4-4)	Alex Cowan vs Wagner (11/10/2022)
REBOUNDS	11	Jillian Archer at St. John's (NY) (12/08/2022)
	11	Nairimar Vargas-Reyes at Stony Brook (11/14/2022)
ASSISTS	6	Zoe Hache at LIU (12/05/2022)
	6	Cecelia Collins at Bucknell (11/22/2022)
STEALS	10	D'Shantae Edwards vs Bethune-Cookman (12/13/2022)
	4	Emma Von Essen vs Hofstra (11/30/2022)
	4	Ny'Ceara Pryor at Sacred Heart (11/20/2022)
BLOCKED SHOTS	2	Zaniyyah Ross-Barnes vs Hofstra (11/30/2022)
	2	Zyheima Swint vs Hofstra (11/30/2022)
	2	Amelia Wood at Sacred Heart (11/20/2022)
	2	Sherese Pittman at Stony Brook (11/14/2022)
TURNOVERS	6	Olivia Tucker at Sacred Heart (11/20/2022)
	6	Kem Nwabudu vs Wagner (11/10/2022)
FOULS	5	Zoe Hache at LIU (12/05/2022)
	5	Drayah Heyward vs Wagner (11/10/2022)



1 • NATALIA OTKHMEZURI

SENIOR • GUARD • 5-8 • TBILISI, REPUBLIC OF GEORGIA

6.9 PPG, 2.0 RPG, 1.0 APG, 35.4 FG%, 32.5 3FG%, 60.0 FT%, 24.3 MIN/G

Before Iona (Southern Utah & Casper College)

- NJCAA Division I All-American Second Team honoree
- Beccame the first NCAA Division I women's basketball player from the Republic of Georgia
- In her lone season at Southern Utah, averaged 6.8 points and 1.7 rebounds per game
- Posted seven double-digit scoring efforts at Southern Utah, including season-best 25 points with six three-pointers made against Northern Arizona.
- Averaged 15.2 points per game at Casper, shooting 48.4 percent from the floor and 46.6 percent from beyond the arc.
- Squad at Casper won a combined 51 games during her two seasons and competed in the NJCAA Championship Tournament.

SEASON HIGHS

Points..... 13 (2x), at SBU (11/14/22)
Rebounds..... 7, at SBU (11/14/22)
Field Goals..... 5 (2x), at SBU (11/14/22)
3PT Field Goals..... 4, vs. BCU (12/13/22)
Free Throws..... 2, at LIU (12/5/22)
Assists..... 3, vs. BCU (12/13/22)
Blocks..... 0
Steals..... 1, vs. HOFSTRA (11/30/22)
Minutes..... 34, vs. BCU (12/13/22)

CAREER HIGHS

Points..... 25, vs. NAU (2/21/22)
Rebounds..... 7, at SBU (11/14/22)
Field Goals..... 8, vs. NAU (2/21/22)
3PT Field Goals..... 6, vs. NAU (2/21/22)
Free Throws..... 3 (3x), vs. NAU (2/21/22)
Assists..... 3, vs. BCU (12/13/22)
Blocks..... 1, at E. WSH (2/5/22)
Steals..... 2 (2x), at Sac. St. (12/30/21)
Minutes..... 34, vs. BCU (12/13/22)

SUPERLATIVES SEASON CAREER

	SEASON	CAREER
10+ points	3	10
20+ points	-	1
30+ points	-	-
5+ rebounds	-	1
10+ rebounds	-	-
5+ assists	-	-
10+ assists	-	-
Double-doubles	-	-
Led in points	-	-
Led in rebounds	-	-
Led in assists	-	-
Led in blocks	-	-
Led in steals	-	-

AWARDS

DOUBLE-DIGIT EFFORTS

YEAR	2019-20	2020-21	2021-22	2022-23	Total
Points	-	-	-	3 (2-1)	3
Rebounds	-	-	-	-	0
Assists	-	-	-	-	0



2 • PETRA OBORILOVA

FRESHMAN • FORWARD • 6-2 • BANSKA BYSTRICA, SLOVAKIA

0.3 PPG, 0.5 RPG, 0.5 APG, 14.3 FG%, 0.0 3FG%, 0.0 FT%, 7.2 MIN/G

Before Iona

- Played scholastically at Stredná Športová Škola Banská Bystrica.
- Internationally, competed with the Slovakian U16, U18 and U20 national teams in division B.
- U17 and U19 teams won national championships, while her U18 team earned a silver medal.
- In 2019, was a part of a European Girls Basketball League (EGBL) Championship with her program.

SEASON HIGHS

Points..... 2, at SJU (12/8/22)
Rebounds..... 1 (3x), vs. BCU (12/13/22)
Field Goals..... 1, at SJU (12/8/22)
3PT Field Goals..... 0
Free Throws..... 0
Assists..... 3, vs. WAG (11/10/22)
Blocks..... 0
Steals..... 0
Minutes..... 16, at SJU (12/8/22)

CAREER HIGHS

Points..... 2, at SJU (12/8/22)
Rebounds..... 1 (3x), vs. BCU (12/13/22)
Field Goals..... 1, at SJU (12/8/22)
3PT Field Goals..... 0
Free Throws..... 0
Assists..... 3, vs. WAG (11/10/22)
Blocks..... 0
Steals..... 0
Minutes..... 16, at SJU (12/8/22)

SUPERLATIVES SEASON CAREER

	SEASON	CAREER
10+ points	-	-
20+ points	-	-
30+ points	-	-
5+ rebounds	-	-
10+ rebounds	-	-
5+ assists	-	-
10+ assists	-	-
Double-doubles	-	-
Led in points	-	-
Led in rebounds	-	-
Led in assists	-	-
Led in blocks	-	-
Led in steals	-	-

AWARDS

DOUBLE-DIGIT EFFORTS

YEAR	2019-20	2020-21	2021-22	2022-23	Total
Points	-	-	-	-	0
Rebounds	-	-	-	-	0
Assists	-	-	-	-	0



3 • ADDY SALZER

SOPHOMORE • GUARD • 5-11 • SAINT BONIFACIUS, MN

--- PPG, --- RPG, --- APG, --- FG%, --- 3FG%, --- FT%, --- MIN/G

Before Iona

- Attended Waconia HS and played AAU basketball with 43 Hoops
- Helped Waconia to first AAA State Tournament appearance in school history
- All-Conference
- All-State Honorable Mention

SEASON HIGHS

Points.....	0
Rebounds.....	0
Field Goals.....	0
3PT Field Goals.....	0
Free Throws.....	0
Assists.....	0
Blocks.....	0
Steals.....	0
Minutes.....	0

CAREER HIGHS

Points.....	0
Rebounds.....	0
Field Goals.....	0
3PT Field Goals.....	0
Free Throws.....	0
Assists.....	0
Blocks.....	0
Steals.....	0
Minutes.....	0

SUPERLATIVES SEASON CAREER

10+ points	-	-
20+ points	-	-
30+ points	-	-
5+ rebounds	-	-
10+ rebounds	-	-
5+ assists	-	-
10+ assists	-	-
Double-doubles	-	-
Led in points	-	-
Led in rebounds	-	-
Led in assists	-	-
Led in blocks	-	-
Led in steals	-	-

AWARDS

DOUBLE-DIGIT EFFORTS

YEAR	2019-20	2020-21	2021-22	2022-23	Total
Points	-	-	-	-	0
Rebounds	-	-	-	-	0
Assists	-	-	-	-	0



4 • ALE CIVERA

FRESHMAN • GUARD • 5-10 • MADRID, SPAIN

0.0 PPG, 0.0 RPG, 0.0 APG, 0.0 FG%, --- 3FG%, --- FT%, 2.2 MIN/G

Before Iona

- Played basketball scholastically at IES Ortega y Gasset.
- Competed with Spanish national teams in Valencia and Catalonia, winning three gold medals.
- Was also part of a Spanish championship and earned a bronze medal with Barcelona.
- Earned MVP honors in tournament with the Spanish national team, for whom she played from ages 12-15.

SEASON HIGHS

Points.....	0
Rebounds.....	0
Field Goals.....	0
3PT Field Goals.....	0
Free Throws.....	0
Assists.....	0
Blocks.....	0
Steals.....	0
Minutes.....	3, vs. WAG (11/10/22)

CAREER HIGHS

Points.....	0
Rebounds.....	0
Field Goals.....	0
3PT Field Goals.....	0
Free Throws.....	0
Assists.....	0
Blocks.....	0
Steals.....	0
Minutes.....	3, vs. WAG (11/10/22)

SUPERLATIVES SEASON CAREER

10+ points	-	-
20+ points	-	-
30+ points	-	-
5+ rebounds	-	-
10+ rebounds	-	-
5+ assists	-	-
10+ assists	-	-
Double-doubles	-	-
Led in points	-	-
Led in rebounds	-	-
Led in assists	-	-
Led in blocks	-	-
Led in steals	-	-

AWARDS

DOUBLE-DIGIT EFFORTS

YEAR	2019-20	2020-21	2021-22	2022-23	Total
Points	-	-	-	-	0
Rebounds	-	-	-	-	0
Assists	-	-	-	-	0



5 • THORANNA HODGE-CARR

SOPHOMORE • GUARD • 5-8 • KEFLAVIK, ICELAND

7.7 PPG, 5.4 RPG, 1.3 APG, 57.4 FG%, 50.0 3FG%, 50.0 FT%, 29.3 MIN/G

2020-21 Highlights

- Played in 14 games, making eight starts
- Averaged 2.4 ppg and 2.2 rpg across 10.5 mpg
- Scored a career-high 11 points at Monmouth (Mar. 5)
- Pulled down a season-best 7 rebounds vs. Bryant (Dec. 4) and dished out a season-high two assists at Niagara (Jan. 2)

Pre-Iona Highlights

- Selected to play with the Icelandic National Youth Team every year since 2014
- National Champion with the Keflavik women's team in 2017 and her squad added Cup championships in 2017 and 2018
- Averaged 9.4 PPG, 5.5 RPG, 2.7 APG and 2.0 SPG with her club team in Keflavik during the 2019-20 campaign

SEASON HIGHS

Points.....21, at LIU (12/5/22)
Rebounds.....10, vs. PROV (11/27/22)
Field Goals.....10, at LIU (12/5/22)
3PT Field Goals.....1, at BUCK (11/22/22)
Free Throws.....4, vs. WAG (11/10/22)
Assists.....4, at LIU (12/5/22)
Blocks.....1 (3x), vs. BCU (12/13/22)
Steals.....5, at Sac. Hrt. (11/20/22)
Minutes.....40, vs. PROV (11/27/22)

CAREER HIGHS

Points.....21, at LIU (12/5/22)
Rebounds.....10, vs. PROV (11/27/22)
Field Goals.....10, at LIU (12/5/22)
3PT Field Goals.....2, vs. SPU (2/19/22)
Free Throws.....4, vs. WAG (11/10/22)
Assists.....7, vs. RID (3/8/22)
Blocks.....1 (4x), vs. BCU (12/13/22)
Steals.....5, at Sac. Hrt. (11/20/22)
Minutes.....40, vs. PROV (11/27/22)

SUPERLATIVES SEASON CAREER

10+ points	2	7
20+ points	1	1
30+ points	-	-
5+ rebounds	6	11
10+ rebounds	1	1
5+ assists	-	1
10+ assists	-	-
Double-doubles	-	-
Led in points	2	2
Led in rebounds	1	3
Led in assists	1	3
Led in blocks	-	1
Led in steals	2	6

AWARDS

DOUBLE-DIGIT EFFORTS

YEAR	2019-20	2020-21	2021-22	2022-23	Total
Points	-	1 (1-0)	4 (4-0)	2 (2-0)	7
Rebounds	-	-	-	1 (0-1)	1
Assists	-	-	-	-	0



10 • VEGA LOPEZ

SOPHOMORE • FORWARD • 6-2 • MADRID, SPAIN

0.7 PPG, 0.7 RPG, 0.7 APG, 33.3 FG%, --- 3FG%, --- FT%, 4.8 MIN/G

Before Iona (Trinidad State & HS)

- Played her freshman season at Trinidad State.
- Led the NJCAA Region IX Division I-South with 9.8 rebounds and 1.3 blocks per game in her lone season.
- Posted per game totals of 12.3 points, 9.8 rebounds and 2.1 assists while making 46.6 percent of her field goals and shooting 82.2 percent from the free throw line
- Her field goal and free throw percentage were fourth-

highest in her league and she ranked ninth overall in scoring average.

Earned the Inclusive Excellence Champion award at Trinidad State, citing her leadership on and off the court and inside the classroom, as well as her "strong motivation to excel, to make an impact and to give back to society".

SEASON HIGHS

Points.....2, at SJU (12/8/22)
Rebounds.....1 (2x), at SJU (12/8/22)
Field Goals.....1, at SJU (12/8/22)
3PT Field Goals.....0
Free Throws.....0
Assists.....2, at SJU (12/8/22)
Blocks.....0
Steals.....0
Minutes.....11, at SJU (12/8/22)

CAREER HIGHS

Points.....2, at SJU (12/8/22)
Rebounds.....1 (2x), at SJU (12/8/22)
Field Goals.....1, at SJU (12/8/22)
3PT Field Goals.....0
Free Throws.....0
Assists.....2, at SJU (12/8/22)
Blocks.....0
Steals.....0
Minutes.....11, at SJU (12/8/22)

SUPERLATIVES SEASON CAREER

10+ points	-	-
20+ points	-	-
30+ points	-	-
5+ rebounds	-	-
10+ rebounds	-	-
5+ assists	-	-
10+ assists	-	-
Double-doubles	-	-
Led in points	-	-
Led in rebounds	-	-
Led in assists	1	1
Led in blocks	-	-
Led in steals	-	-

AWARDS

DOUBLE-DIGIT EFFORTS

YEAR	2019-20	2020-21	2021-22	2022-23	Total
Points	-	-	-	-	0
Rebounds	-	-	-	-	0
Assists	-	-	-	-	0



11 • ISABELLE LIPINSKI

SENIOR • FORWARD • 6-2 • FARMINGTON, CT

3.5 PPG, 3.4 RPG, 0.6 APG, 52.0 FG%, 0.0 3FG%, 66.7 FT%, 11.4 MIN/G

2021-22 Highlights

- Played in all 27 games, starting two contests
- Averaged 4.6 ppg and 2.9 rpg across 12.9 mpg
- Set season-highs in points (15), field goals made (6), rebounds (9) and steals (2) at Saint Peter's
- Made seven-of-ten free throws at UMass

Before Iona (Franklin Pierce)

- 2018-19 NE-10 Conference All-Rookie Team honoree
- 2019-20 NE-10 Conference Second Team honoree
- 1x CoSIDA Academic All-District I First Team selection
- Led her team in rebounds per game (7.8), FG percentage (46.2), steals per game (1.5) and blocks per game (1.0) as a rookie
- Averaged a team-leading 15.9 points per game, 7.9 rebounds per game, 1.8 steals per game, 1.0 blocks per game and shot a team-best 56.2% from the field in 2019-20

SEASON HIGHS

Points..... 8, at Sac. Hrt. (11/20/22)
Rebounds..... 7, vs. WAG (11/10/22)
Field Goals..... 3 (2x), at Sac. Hrt. (11/20/22)
3PT Field Goals..... 0
Free Throws..... 0
Assists..... 2, at BUCK (11/22/22)
Blocks..... 2, vs. WAG (11/10/22)
Steals..... 1 (2x), vs. HOFSTRA (11/30/22)
Minutes..... 17, at Sac. Hrt. (11/20/22)

CAREER HIGHS

Points..... 15, at SPU (1/22/22)
Rebounds..... 9, at SPU (1/22/22)
Field Goals..... 6, at SPU (1/22/22)
3PT Field Goals..... 0
Free Throws..... 7, at UMass (11/16/21)
Assists..... 4, at UMass (11/16/21)
Blocks..... 2 (3x), at Sac. Hrt. (11/20/22)
Steals..... 2 (3x), at SPU (1/22/22)
Minutes..... 25, at SPU (1/22/22)

SUPERLATIVES SEASON CAREER

	SEASON	CAREER
10+ points	-	4
20+ points	-	-
30+ points	-	-
5+ rebounds	-	4
10+ rebounds	-	-
5+ assists	-	-
10+ assists	-	-
Double-doubles	-	-
Led in points	-	-
Led in rebounds	1	4
Led in assists	-	1
Led in blocks	1	5
Led in steals	-	1

AWARDS

DOUBLE-DIGIT EFFORTS

YEAR	2019-20	2020-21	2021-22	2022-23	Total
Points	-	-	4 (1-3)	-	4
Rebounds	-	-	-	-	0
Assists	-	-	-	-	0



15 • KATE MAGER

SENIOR • GUARD • 5-9 • NEW CITY, NY

10.7 PPG, 2.1 RPG, 0.9 APG, 47.8 FG%, 44.8 3FG%, 100.0 FT%, 33.3 MIN/G

Before Iona (Merrimack & HS)

- 4x all-conference player at Merrimack.
- Merrimack program record holder with 237 career three-point field goals made.
- Became the 24th 1,000-point scorer in Merrimack history.
- WBB 2021-22 NEC Scholar-Athlete Award winner.
- Led all NE-10 rookies with 66 trifectas.
- four-year letterwinner at Albertus Magnus High School

and was a 1,000-point scorer.

- Was a two-time league MVP and twice earned All-League, All-Conference, All-Section and All-State First Team recognition at Albertus Magnus.

SEASON HIGHS

Points..... 18, at SBU (11/14/22)
Rebounds..... 6, vs. BCU (12/13/22)
Field Goals..... 6 (2x), vs. HOFSTRA (11/30/22)
3PT Field Goals..... 6, at SBU (11/14/22)
Free Throws..... 2 (3x), vs. BCU (12/13/22)
Assists..... 2 (2x), vs. BCU (12/13/22)
Blocks..... 0
Steals..... 2, vs. WAG (11/10/22)
Minutes..... 38, at SBU (11/14/22)

CAREER HIGHS

Points..... 29, vs. SFBK (2/3/20)
Rebounds..... 9, vs. WAG (1/29/21)
Field Goals..... 10, vs. SFBK (2/3/20)
3PT Field Goals..... 7, vs. SFBK (2/3/20)
Free Throws..... 11, vs. LIU (2/10/21)
Assists..... 5, vs. UMass Lowell (12/21/19)
Blocks..... 1 (7x)
Steals..... 3 (5x)
Minutes..... 45 (2x), vs. WAG (1/30/21)

SUPERLATIVES SEASON CAREER

	SEASON	CAREER
10+ points	6	46
20+ points	-	10
30+ points	-	-
5+ rebounds	1	9
10+ rebounds	-	-
5+ assists	-	1
10+ assists	-	-
Double-doubles	-	-
Led in points	-	-
Led in rebounds	-	-
Led in assists	-	-
Led in blocks	-	-
Led in steals	-	-

AWARDS

DOUBLE-DIGIT EFFORTS

YEAR	2019-20	2020-21	2021-22	2022-23	Total
Points	-	-	-	6 (4-2)	46
Rebounds	-	-	-	-	0
Assists	-	-	-	-	0



21 • AMAYA EVANS

FRESHMAN • GUARD • 5-4 • NEPTUNE, NJ

O.O PPG, O.O RPG, O.O APG, --- FG%, --- 3FG%, --- FT%, 2.4 MIN/G

Before Iona

- Played her high school ball at Neptune and AAU for Team Sharp.
- Hoop Group First Team All-Freshman honoree at Neptune and was named to the 2020 Hoop Group Most Improved Team.

SEASON HIGHS

Points.....0
Rebounds.....0
Field Goals.....0
3PT Field Goals.....0
Free Throws.....0
Assists.....0
Blocks.....0
Steals.....0
Minutes.....3, vs. WAG (11/10/22)

CAREER HIGHS

Points.....0
Rebounds.....0
Field Goals.....0
3PT Field Goals.....0
Free Throws.....0
Assists.....0
Blocks.....0
Steals.....0
Minutes.....3, vs. WAG (11/10/22)

SUPERLATIVES SEASON CAREER

10+ points - -
20+ points - -
30+ points - -
5+ rebounds - -
10+ rebounds - -
5+ assists - -
10+ assists - -
Double-doubles - -
Led in points - -
Led in rebounds - -
Led in assists - -
Led in blocks - -
Led in steals - -

AWARDS

DOUBLE-DIGIT EFFORTS

YEAR	2019-20	2020-21	2021-22	2022-23	Total
Points	-	-	-	-	0
Rebounds	-	-	-	-	0
Assists	-	-	-	-	0



22 • JUANA CAMILION

SENIOR • GUARD • 5-10 • PALMA DE MALLORCA, SPAIN

13.9 PPG, 3.9 RPG, 3.4 APG, 53.6 FG%, 39.1 3FG%, 85.7 FT%, 27.7 MIN/G

2021-22 Highlights

- MAAC Defensive Player of the Year and All-MAAC Second Team selection
- Averaged 13.3 ppg, 5.6 rpg and 3.7 apg across 35.0 mpg
- Led the team in scoring average (13.3), field goals made (136), assists (99) and steals (61)
- Scored career-high 30 points at Canisius (March 5)
- Registered double-double (14 points, 10 rebounds) vs. Stony Brook (Nov. 20)

2020-21 Highlights

- MAAC All-Academic Team selection
- Voted to Preseason All-MAAC First Team
- 1x MAAC Player of the Week
- All-MAAC Third Team honoree
- Played in and started all 15 contests
- Averaged 12.7 ppg, 4.9 rpg and 2.9 apg across 33.8 mpg
- Led the team with 191 points scored, 69 field goals made, 30 free throws made, 73 rebounds, 43 assists and 52 steals

SEASON HIGHS

Points.....20, at SBU (11/14/22)
Rebounds.....6, at BUCK (11/22/22)
Field Goals.....8 (2x), vs. HOFSTRA (11/30/22)
3PT Field Goals.....2 (2x), vs. BCU (12/13/22)
Free Throws.....4, at SBU (11/14/22)
Assists.....6, at Sac. Hrt. (11/20/22)
Blocks.....0
Steals.....5, vs. HOFSTRA (11/30/22)
Minutes.....38, at BUCK (11/22/22)

CAREER HIGHS

Points.....30, at CAN (3/5/22)
Rebounds.....10, vs. SBU (11/20/21)
Field Goals.....11, at CAN (2/6/20)
3PT Field Goals.....4 (5x), at ARMY (11/29/20)
Free Throws.....8 (3x), vs. CAN (2/27/20)
Assists.....8, vs. DUQ (11/15/19)
Blocks.....3 (2x), at MAN (1/13/22)
Steals.....8 (2x), vs. RID (12/19/20)
Minutes.....40 (12x), at SIE (2/5/22)

SUPERLATIVES SEASON CAREER

10+ points 8 65
20+ points - 8
30+ points - 1
5+ rebounds 2 42
10+ rebounds - 1
5+ assists 1 22
10+ assists - -
Double-doubles - 1
Led in points 5 43
Led in rebounds - 19
Led in assists 2 53
Led in blocks - 22
Led in steals 2 58

AWARDS

DOUBLE-DIGIT EFFORTS

YEAR	2018-20	2020-21	2021-22	2022-23	Total
Points	28 (10-16)	12 (5-7)	19 (9-10)	8 (4-4)	65
Rebounds	-	-	-	-	0
Assists	-	-	-	-	0



30 • KETSIA ATHIAS

SENIOR • FORWARD/CENTER • 6-2 • BROOKLYN, NY

13.7 PPG, 7.2 RPG, 4.8 APG, 56.0 FG%, --- 3FG%, 77.8 FT%, 31.7 MIN/G

2021-22 Highlights

- Met Basketball Writers Association Division I Honorable Mention
- Averaged team-high 8.5 rpg and her 11.3 ppg were second most
- Led the MAAC and ranked 19th in NCAA with 56.6 FG%
- Scored career-high 24 points on 12 made field goals in win vs. Canisius (Feb. 3)
- Registered seven double-doubles

2020-21 Highlights

- Joined team mid-season, playing in six games and making five starts
- Averaged 9.7 ppg, 6.3 rpg and 2.2 apg across 28.6 mpg
- Poured in 12 points in season-debut at Manhattan (Feb. 13)
- Grabbed season-best 10 rebounds at Manhattan (Feb. 14)
- Reached double-digit points in three of six contests
- Registered a block in four of six games, including at least two in three contests

SEASON HIGHS

Points..... 20, at Sac. Hrt. (11/20/22)
Rebounds..... 12, at LIU (12/5/22)
Field Goals..... 8, at SBU (11/14/22)
3PT Field Goals..... 0
Free Throws..... 6 (2x), at LIU (12/5/22)
Assists..... 8, vs. WAG (11/10/22)
Blocks..... 4, vs. BCU (12/13/22)
Steals..... 3, at SJU (12/8/22)
Minutes..... 39, at SBU (11/14/22)

CAREER HIGHS

Points..... 24, vs. CAN (2/3/22)
Rebounds..... 15, vs. RID (3/8/22)
Field Goals..... 12, vs. CAN (2/3/22)
3PT Field Goals..... 0
Free Throws..... 6 (3x), at LIU (12/5/22)
Assists..... 8, vs. WAG (11/10/22)
Blocks..... 6, at MON (2/26/22)
Steals..... 3 (2x), at SJU (12/8/22)
Minutes..... 41, at NIA (3/3/22)

SUPERLATIVES SEASON CAREER

10+ points	6	23
20+ points	1	5
30+ points	-	-
5+ rebounds	6	30
10+ rebounds	1	12
5+ assists	6	8
10+ assists	-	-
Double-doubles	1	7
Led in points	3	11
Led in rebounds	6	29
Led in assists	8	20
Led in blocks	7	23
Led in steals	1	4

AWARDS

DOUBLE-DIGIT EFFORTS

YEAR	2019-20	2020-21	2021-22	2022-23	Total
Points	-	3 (1-3)	14 (8-6)	6 (3-3)	23
Rebounds	-	1 (0-1)	10 (6-4)	1 (1-0)	12
Assists	-	-	-	-	0



32 • JUDITH GOMEZ

SOPHOMORE • GUARD • 5-9 • BARCELONA, SPAIN

3.6 PPG, 1.6 RPG, 0.9 APG, 30.6 FG%, 24.0 3FG%, 20.0 FT%, 23.1 MIN/G

2021-22 Highlights

- Played in all 27 games, starting five contests
- Averaged 3.5 ppg and 1.2 rpg across 17.5 mpg
- Shot 31 percent from three-point range, knocking down 22 triples (tied for third-most on the team)
- Scored a season-high 11 points on two occasions (vs. Marist, vs. Fairfield)

Before Iona

- Played scholastically at IES Francesc Macià
- Played with C.B. Cornella as a 12-year-old and won MVP in a tournament
- Began competing with her club team, Femení Sant Adrià, at the age of 13
- Two-time National Championship runner up with Femení Sant Adrià (U14 and U16)

SEASON HIGHS

Points..... 8 (2x), at LIU (12/5/22)
Rebounds..... 3, at SBU (11/14/22)
Field Goals..... 3 (2x), at LIU (12/5/22)
3PT Field Goals..... 2 (2x), at LIU (12/5/22)
Free Throws..... 1, vs. HOFSTRA (11/30/22)
Assists..... 2 (2x), at LIU (12/5/22)
Blocks..... 0
Steals..... 5, at Sac. Hrt. (11/20/22)
Minutes..... 27, vs. HOFSTRA (11/30/22)

CAREER HIGHS

Points..... 11 (2x), vs. FFD (3/9/22)
Rebounds..... 4 (2x), at MAN (1/13/22)
Field Goals..... 4, vs. MAR (1/20/22)
3PT Field Goals..... 3 (2x), vs. RID (3/8/22)
Free Throws..... 2 (2x), vs. RID (2/24/22)
Assists..... 2 (6x), at LIU (12/5/22)
Blocks..... 1 (2x), vs. MAR (1/20/22)
Steals..... 5, at Sac. Hrt. (11/20/22)
Minutes..... 33, at BRY (11/9/21)

SUPERLATIVES SEASON CAREER

10+ points	-	2
20+ points	-	-
30+ points	-	-
5+ rebounds	-	-
10+ rebounds	-	-
5+ assists	-	-
10+ assists	-	-
Double-doubles	-	-
Led in points	-	-
Led in rebounds	-	-
Led in assists	-	-
Led in blocks	-	1
Led in steals	3	7

AWARDS

DOUBLE-DIGIT EFFORTS

YEAR	2019-20	2020-21	2021-22	2022-23	Total
Points	-	-	2 (1-1)	-	2
Rebounds	-	-	-	-	0
Assists	-	-	-	-	0



34 • MARINA CENIS

SOPHOMORE • GUARD • 5-7 • ZARAGOZA, SPAIN

1.1 PPG, 1.1 RPG, 1.0 APG, 42.9 FG%, 66.7 3FG%, 50.0 FT%, 9.9 MIN/G

2021-22 Highlights

- Played in all 27 games, starting 19 contests
- Averaged 1.6 ppg across 12.2 mpg
- Scored a season-best eight points at Niagara (March 3)

Before Iona

- Played scholastically at Colegio San Agustín Zaragoza
- Debuted in Liga Femenina de Baloncesto at the age of 16, the highest professional level league in Spain, with Casademont Zaragoza
- Played with Anagan Stadium Casablanca in the Second National League in Spain

SEASON HIGHS

Points.....5, vs. WAG (11/10/22)
Rebounds.....3 (2x), at LIU (12/5/22)
Field Goals.....2, vs. WAG (11/10/22)
3PT Field Goals.....1 (2x), at SBU (11/14/22)
Free Throws.....1, at LIU (12/5/22)
Assists.....3, vs. WAG (11/10/22)
Blocks.....0
Steals.....1 (3x), vs. BCU (12/13/22)
Minutes.....21, at LIU (12/5/22)

CAREER HIGHS

Points.....8, at NIA (3/3/22)
Rebounds.....3 (6x), at LIU (12/5/22)
Field Goals.....4, at NIA (3/3/22)
3PT Field Goals.....1 (3x), at SBU (11/14/22)
Free Throws.....3, vs. SIE (1/10/22)
Assists.....4, vs. NIA (2/17/22)
Blocks.....1, vs. RID (2/24/22)
Steals.....2 (3x), vs. NIA (2/17/22)
Minutes.....33, vs. SIE (1/10/22)

SUPERLATIVES SEASON CAREER

	SEASON	CAREER
10+ points	-	-
20+ points	-	-
30+ points	-	-
5+ rebounds	-	-
10+ rebounds	-	-
5+ assists	-	-
10+ assists	-	-
Double-doubles	-	-
Led in points	-	-
Led in rebounds	-	-
Led in assists	1	2
Led in blocks	-	-
Led in steals	3	3

AWARDS

DOUBLE-DIGIT EFFORTS

YEAR	2019-20	2020-21	2021-22	2022-23	Total
Points	-	-	-	-	0
Rebounds	-	-	-	-	0
Assists	-	-	-	-	0



35 • NOA GIVON

FRESHMAN • GUARD • 5-10 • RAANANA, ISRAEL

4.3 PPG, 2.0 RPG, 0.5 APG, 40.0 FG%, 33.3 3FG%, 75.0 FT%, 14.7 MIN/G

Before Iona

- Competed at the FIBA 3x3 U21 Nations League in August of 2021
- Played with Maccabi Raanana (Division 2) and most recently with Hapoel Petah Tikva (Division 1) in Israel
- In 22 games with Maccabi Raanana she averaged 5.7 points and 1.6 rebounds per contest before moving up in division and joining Hapoel Petah Tikva
- Represented Israel at the European Championships U16 in Montenegro in 2018, averaging 8.8 points, 3.8 rebounds and 1.3 assists while shooting 57.1 percent
- Also represented Israel at the FIBA U20 Women's European Challengers in 2021, averaging 5.5 points per game

SEASON HIGHS

Points.....8, vs. HOFSTRA (11/30/22)
Rebounds.....3, at SJU (12/8/22)
Field Goals.....3 (2x), at SJU (12/8/22)
3PT Field Goals.....1 (2x), at SJU (12/8/22)
Free Throws.....2, vs. BCU (12/13/22)
Assists.....1 (2x), at LIU (12/5/22)
Blocks.....2, at SJU (12/8/22)
Steals.....3, at SJU (12/8/22)
Minutes.....21, at SJU (12/8/22)

CAREER HIGHS

Points.....8, vs. HOFSTRA (11/30/22)
Rebounds.....3, at SJU (12/8/22)
Field Goals.....3 (2x), at SJU (12/8/22)
3PT Field Goals.....1 (2x), at SJU (12/8/22)
Free Throws.....2, vs. BCU (12/13/22)
Assists.....1 (2x), at LIU (12/5/22)
Blocks.....2, at SJU (12/8/22)
Steals.....3, at SJU (12/8/22)
Minutes.....21, at SJU (12/8/22)

SUPERLATIVES SEASON CAREER

	SEASON	CAREER
10+ points	-	-
20+ points	-	-
30+ points	-	-
5+ rebounds	-	-
10+ rebounds	-	-
5+ assists	-	-
10+ assists	-	-
Double-doubles	-	-
Led in points	-	-
Led in rebounds	-	-
Led in assists	-	-
Led in blocks	1	1
Led in steals	1	1

AWARDS

DOUBLE-DIGIT EFFORTS

YEAR	2019-20	2020-21	2021-22	2022-23	Total
Points	-	-	-	-	0
Rebounds	-	-	-	-	0
Assists	-	-	-	-	0

IONA ALL-TIME WIN-LOSS RECORDS

Year	Coach	W	L	Pct	PF	Avg.	PA	Avg.	Home	Away	Neutral	MAAC	Home	Away	Tourney
1974-75	Sandie Capifali	12	5	.706	994	58.5	694	40.8	7-3	2-2	3-0	-	-	-	-
1975-76	Sandie Capifali	12	8	.600	1,276	63.8	946	47.3	5-2	6-4	1-2	-	-	-	-
1976-77	Sandie Capifali	24	8	.750	2,190	68.4	1,650	51.6	16-3	6-3	2-2	-	-	-	-
1977-78	Sandie Capifali	16	13	.552	1,846	63.7	1,705	58.8	10-2	6-7	0-4	-	-	-	-
1978-79	Sandie Capifali	19	10	.655	1,911	65.9	1,766	60.9	11-4	4-5	4-1	-	-	-	-
1979-80	Sandie Capifali	14	12	.538	1,739	66.9	1,700	65.4	8-6	6-5	0-1	-	-	-	-
1980-81	Sandie Capifali	12	18	.400	2,007	66.9	2,037	67.9	9-7	2-6	1-5	-	-	-	-
1981-82	Sandie Capifali	14	12	.538	1,596	61.4	1,592	61.2	8-5	6-4	0-3	3-2	1-1	2-1	0-2
1982-83	Sandie Capifali	11	15	.423	1,568	60.3	1,645	63.3	8-6	3-8	0-1	3-7	3-2	0-5	0-0
1983-84	Sandie Capifali	7	21	.250	1,668	59.6	1,876	67.0	4-12	3-8	0-1	3-9	2-6	1-3	0-1
1984-85	RoseMarie Battaglia	9	18	.333	1,777	65.8	1,957	72.5	5-6	3-9	0-1	2-10	1-5	1-5	0-0
1985-86	RoseMarie Battaglia	8	23	.258	2,141	69.1	2,425	78.2	2-12	5-9	1-2	1-11	0-6	1-5	0-1
1986-87	RoseMarie Battaglia	11	17	.393	2,090	74.6	2,361	84.3	9-4	1-9	1-4	4-8	4-2	0-6	0-1
1987-88	RoseMarie Battaglia	6	22	.214	2,065	73.8	2,457	87.8	4-12	2-9	0-1	1-11	0-6	1-5	0-1
1988-89	Fran Clemente	9	19	.321	1,737	62.0	1,902	67.9	4-7	3-9	2-3	1-11	0-6	1-5	0-1
1989-90	Fran Clemente	3	25	.107	1,639	58.5	1,974	70.5	2-10	1-11	0-4	2-8	1-4	1-4	0-1
1990-91	Fran Clemente	5	24	.172	1,529	52.7	1,978	68.2	3-9	1-13	1-2	2-14	2-6	0-8	1-1
1991-92	Fran Clemente	5	24	.172	1,587	54.7	1,944	67.0	3-10	1-12	1-2	0-16	0-8	0-8	1-1
1992-93	Fran Clemente	12	15	.444	1,695	62.8	1,717	63.6	8-5	4-9	0-1	5-9	4-3	1-6	0-1
1993-94	Harry Hart	7	20	.259	1,639	60.7	1,906	70.6	4-8	3-11	0-1	5-9	4-3	1-6	0-1
1994-95	Harry Hart	4	23	.148	1,544	57.2	1,965	72.8	2-9	1-12	1-2	1-13	0-7	1-6	0-1
1995-96	Harry Hart	7	20	.259	1,603	59.4	1,891	70.0	3-10	4-9	0-1	3-11	1-6	2-5	0-1
1996-97	Harry Hart	7	20	.259	1,650	61.1	1,801	66.7	4-6	2-13	1-1	5-9	3-4	2-5	0-1
1997-98	Michelle Brusseau	10	17	.370	1,634	60.5	1,734	64.2	6-6	4-8	0-3	9-9	5-4	4-5	0-1
1998-99	Michelle Brusseau	11	16	.407	1,704	63.1	1,791	66.3	5-5	6-9	0-2	8-10	4-5	4-5	0-1
1999-00	Michelle Brusseau	8	20	.286	1,826	65.2	2,010	71.8	5-8	3-10	0-2	6-12	4-5	2-7	0-1
2000-01	Michelle Brusseau	9	19	.321	1,738	62.1	1,959	70.0	5-8	4-9	0-2	6-12	3-6	3-6	0-1
2001-02	Michelle Brusseau	8	21	.276	1,729	59.6	2,020	69.7	5-8	2-12	1-1	5-13	3-6	2-7	1-1
2002-03	Anthony Bozzella	1	27	.036	1,539	55.0	1,985	70.9	0-12	1-14	0-1	0-18	0-9	0-9	0-1
2003-04	Anthony Bozzella	7	21	.250	1,759	62.8	1,882	67.2	3-8	4-11	0-2	6-12	3-6	3-6	0-1
2004-05	Anthony Bozzella	6	22	.214	1,770	63.2	2,053	73.3	3-10	3-10	0-2	4-14	3-6	1-8	0-1
2005-06	Anthony Bozzella	17	12	.586	1,959	67.6	1,913	66.0	8-4	8-6	1-2	13-5	6-3	7-2	1-1
2006-07	Anthony Bozzella	21	13	.618	2,105	61.9	2,052	60.4	11-2	8-10	2-1	13-5	8-1	5-4	2-1
2007-08	Anthony Bozzella	20	14	.588	2,401	70.6	2,287	67.3	9-4	8-9	3-1	11-7	6-3	5-4	2-1
2008-09	Anthony Bozzella	18	13	.581	1,971	63.6	1,891	61.0	8-5	9-7	1-1	10-8	5-4	5-4	1-1
2009-10	Anthony Bozzella	18	14	.563	2,050	64.1	2,051	61.6	10-4	7-7	1-3	13-5	7-2	6-3	1-1
2010-11	Anthony Bozzella	11	20	.355	1,815	58.5	1,972	63.6	6-6	5-11	0-3	7-11	4-5	3-6	0-1
2011-12	Anthony Bozzella	13	18	.419	1,951	62.9	2,103	67.8	9-4	3-13	1-1	8-10	6-3	2-7	1-1
2012-13	Anthony Bozzella	20	13	.606	2,148	65.1	2,085	63.2	9-3	9-9	2-1	13-5	7-2	6-3	2-1
2013-14	Billi Chambers	26	6	.813	2,380	74.4	2,165	67.7	13-3	12-2	1-1	18-2	9-1	9-1	1-1
2014-15	Billi Chambers	15	15	.517	2,071	69.0	1,988	66.3	8-6	7-8	0-1	12-8	6-4	6-4	0-1
2015-16	Billi Chambers	23	12	.657	2,187	62.5	2,000	57.1	11-2	9-8	3-2	16-4	9-1	7-3	3-0
2016-17	Billi Chambers	18	13	.581	1,836	59.2	1,785	57.6	11-4	6-8	1-1	12-8	7-3	5-5	1-1
2017-18	Billi Chambers	2	28	.067	1,571	52.4	1,983	66.1	1-13	1-14	0-1	2-16	1-8	1-8	0-1
2018-19	Billi Chambers	5	26	.161	1,461	47.1	1,963	63.3	2-13	3-12	0-1	3-15	1-8	2-7	1-1
2019-20	Billi Chambers	9	21	.300	1,584	52.8	1,881	62.7	3-10	6-8	0-3	8-12	3-7	5-5	0-1
2020-21	Billi Chambers	6	9	.400	820	54.7	845	56.3	3-4	3-4	0-1	5-6	2-3	3-3	0-1
2021-22	Billi Chambers	11	16	.407	1,521	56.3	1,589	58.9	6-7	4-8	1-1	8-12	5-5	3-7	1-1
2022-23	Billi Chambers	5	4	.556	562	62.4	534	59.3	3-1	2-3	0-0	0-0	0-0	0-0	0-0
UNDER CHAMBERS		120	150	.444	15,993	59.2	16,662	61.7	61-63	53-75	6-12	84-83	43-40	41-43	7-8
OVERALL		552	822	.402	85,648	62.3	90,520	65.9	302-318	212-417	38-87	257-397	142-186	115-211	20-39

IONA INDIVIDUAL RECORDS - CAREER

(ACTIVE PLAYER IN BOLD)

SCORING

1. Damika Martinez	2581
2. Joy Adams	1897
2. Maggie Timoney	1894
4. Patty Reynolds	1683
5. Megan Cobb	1548
6. Karen Culbertson	1456
7. Celeste Grier	1441
8. Joanne Ryan	1421
9. Michelle Fahy	1415
Linda McKetney	1415
11. Kristina Ford	1323
12. Maria Johnson	1299
13. Tiara Headen	1294
14. Thazina Cook	1283
15. Juana Camilion	1272
16. Suzanne Radday	1248
17. Alexis Lewis	1227
18. Margaret Collins	1174
19. Anda Ivkovic	1163
20. Debbie Stephens	1131
21. Marina Lizarazu	1122
22. Maggie Muldoon	1080
23. Emily Mojica	1078
24. Noreen Winterfeldt	1064
25. Anna McLean	1060
26. Aaliyah Robinson	1052
27. Lauren DeFalco	1035
28. Kim Gore	1023
29. Joan O'Connor	925
30. Aleesha Powell	918
31. Karen Shutz	885
32. Claire Pare	832
33. Toni Horvath	825
34. Jennifer Spafford	811
35. Karen Hennessey	809
36. Jeannie Taylor	786
37. Martina Weber	757
38. Regan Pettijohn	751
39. Shyan Mwai	732
40. Beth Padian	730
41. Nancy Seltzer	728
42. Meg Abele	725
43. Kathy Toups	721
44. Jessica Attinelly	698
45. Katie Ulrich	686
46. Tomica Bacic	685
47. Teresa Tacopina	677
48. Eileen O'Connor	672
49. Melissa Yeagley	647
50. Morgan Rachu	637

SCORING AVERAGE

1. Damika Martinez	20.6
2. Maggie Timoney	16.6
3. Martina Weber	16.1
4. Patty Reynolds	15.3
5. Joy Adams	14.6
6. Megan Cobb	14.2
7. Karen Culbertson	13.3
8. Meg Abele	13.2
9. Celeste Grier	13.0
10. Joanne Ryan	12.9

FIELD GOALS

1. Damika Martinez	942
2. Joy Adams	726
3. Patty Reynolds	695
4. Joanne Ryan	649
5. Maggie Timoney	641
5. Linda McKetney	624
7. Celeste Grier	620
8. Maria Johnson	532
9. Michelle Fahy	521
10. Megan Cobb	518

FIELD GOAL ATTEMPTS

1. Damika Martinez	2124
2. Joy Adams	1559
3. Maggie Timoney	1540
4. Parry Reynolds	1520
5. Joanne Ryan	1459
6. Celeste Grier	1429
7. Kristina Ford	1327
8. Margaret Collins	1313
9. Linda McKetney	1255
10. Tiara Headen	1247

**FIELD GOAL PERCENTAGE
(Min. 100 FG made)**

1. Ketsia Athias	.567
2. Linda McKetney	.554
3. Maria Johnson	.539
4. Martina Weber	.528
5. Anna McLean	.511
6. Trinetta Gooding	.505
7. Jessica Smith	.494
Katie Ulrich	.494
9. Michelle Fahy	.477
10. Lisa White	.474

THREE-POINT FIELD GOALS

1. Damika Martinez	311
2. Aaliyah Robinson	242
3. Alexis Lewis	183
4. Lauren DeFalco	167
5. Jennifer Spafford	166
6. Suzanne Radday	159
7. Kristina Ford	155
8. Morgan Rachu	154
9. Karen Culbertson	147
10. Melissa Yeagley	134

THREE-POINT FG ATTEMPTS

1. Damika Martinez	773
2. Aaliyah Robinson	649
3. Suzanne Radday	577
4. Jennifer Spafford	558
5. Alexis Lewis	535
6. Kristina Ford	484
7. Lauren DeFalco	472
8. Morgan Rachu	454
9. Karen Culbertson	443
10. Melissa Yeagley	409

**THREE-POINT FG PERCENTAGE
(Min. 100 Attempts)**

1. Damika Martinez	.402
2. Maggie Timoney	.387
3. Milica Paligoric	.379
4. Cassidee Ranger	.375
5. Aaliyah Robinson	.373
6. Thazina Cook	.362
7. Lauren DeFalco	.3548
8. Tiara Headen	.354
9. Meg Abele	.346
10. Alexis Lewis	.342

FREE THROW ATTEMPTS

1. Maggie Timoney	628
2. Joy Adams	602
3. Megan Cobb	593
4. Maria Johnson	502
5. Debbie Stephens	489
6. Damika Martinez	461
7. Karen Culbertson	440
8. Michele Fahy	438
9. Anda Ivkovic	421
10. Anna McLean	399

FREE THROWS MADE

1. Maggie Timoney	518
2. Megan Cobb	474
3. Joy Adams	412
4. Damika Martinez	386
5. Karen Culbertson	372
6. Michelle Fahy	359
7. Debbie Stephens	315
8. Anda Ivkovic	304
9. Thazina Cook	297
10. Patty Reynolds	286

**FREE THROW PERCENTAGE
(Min. 150 Attempts)**

1. Karen Culbertson	.845
2. Damika Martinez	.837
3. Meg Abele	.833
4. Maggie Timoney	.824
5. Karen Shutz	.822
6. Michele Fahy	.820
7. Melissa Yeagley	.811
8. Megan Cobb	.799
9. Suzi Fregosi	.792
10. Tiara Headen	.790

REBOUNDS

1. Joy Adams	1590
2. Linda McKetney	1430
3. Maria Johnson	1176
4. Anna McLean	886
5. Debbie Stephens	789
6. Celeste Grier	737
7. Kristina Ford	722
8. Michelle Fahy	706
9. Alexis Lewis	674
10. Regan Pettijohn	664

REBOUNDING AVERAGE

1. Linda McKetney	12.9
2. Joy Adams	12.2
3. Maria Johnson	10.1
4. Delia Newson	8.0
5. Debbie Stephens	7.4
6. Lori Page	7.3
7. Alexis Lewis	7.0
8. Anna McLean	6.9
9. Dorothy Bunyan	6.7
Martina Weber	6.7

ASSISTS

1. Suzi Fregosi	531
2. Toni Horvath	527
3. Kathy Toups	473
4. Marina Lizarazu	470
5. Karen Shutz	443
6. Patty Reynolds	393
7. Haley D'Angelo	333
8. Suzanne Radday	329
9. Lauren DeFalco	315
10. Jean Burks	298

ASSISTS PER GAME

1. Marina Lizarazu	5.1
2. Toni Horvath	4.6
3. Kathy Toups	4.2
4. Karen Shutz	4.1
5. Suzi Fregosi	4.0
6. Patty Reynolds	3.6
7. Suzanne Radday	3.2
8. Aleesha Powell	3.0
Patty Warner	3.0
10. Haley D'Angelo	2.8

BLOCKS

1. Sabrina Jeridore	230
2. Anna McLean	185
3. Karynda DuPree	164
4. Joan O'Connor	128
5. Pam Clemente	110
6. Katie Smith	89
7. Joy Adams	83
8. Rebekah Dotsey	82
9. Kristina Ford	76
10. Delia Newson	73

BLOCKS PER GAME

1. Sabrina Jeridore	2.0
2. Karynda DuPree	1.7
3. Anna McLean	1.4
Delia Newson	1.4
5. Gina McClain	1.3
Joan O'Connor	1.3
7. Pam Clements	1.1
8. Rebekah Justice	1.0
Martina Weber	1.0
Rebekah Dotsey	1.0

IONA INDIVIDUAL RECORDS - SINGLE SEASON

(ACTIVE PLAYER IN BOLD)

SCORING

1.	Damika Martinez	2014	771
2.	Damika Martinez	2015	715
3.	Damika Martinez	2013	598
4.	Maggie Timoney	1988	577
5.	Maggie Timoney	1987	557
6.	Joanna Ryan	1986	543
7.	Joy Adams	2014	538
8.	Michelle Fahy	2004	530
9.	Joy Adams	2016	503
10.	Damika Martinez	2012	497

THREE-POINT FIELD GOALS

1.	Damika Martinez	2014	107
2.	Aaliyah Robinson	2016	80
3.	Damika Martinez	2013	79
4.	Morgan Rachu	2019	78
5.	Damika Martinez	2015	76
	Morgan Rachu	2020	76
7.	Alexis Lewis	2017	75
	Aaliyah Robinson	2015	75
9.	Meg Abele	2004	65
	Jennifer Spafford	1992	65

FT PERCENTAGE (MIN. 75 MADE)

1.	Melissa Yeagley	2005	.902
2.	Damika Martinez	2014	.881
3.	Karen Culbertson	2000	.878
4.	Karen Culbertson	2001	.876
5.	Michelle Fahy	2004	.875
6.	Damika Martinez	2015	.850
7.	Aleesha Powell	2014	.847
8.	Maggie Timoney	1987	.844
9.	Maggie Timoney	1988	.834
10.	Meg Abele	2005	.833

SCORING AVERAGE

1.	Damika Martinez	2014	24.9
2.	Damika Martinez	2015	23.8
3.	Maggie Timoney	1988	20.6
4.	Maggie Timoney	1987	19.9
5.	Michelle Fahy	2004	18.9
6.	Damika Martinez	2013	18.1
7.	Joanne Ryan	1986	17.5
8.	Suzanna Radday	1997	17.3
9.	Megan Cobb	2000	17.1
10.	Martina Weber	2007	17.0

THREE-POINT FIELD GOALS ATTEMPTED

1.	Morgan Rachu	2019	261
2.	Damika Martinez	2014	242
3.	Aaliyah Robinson	2016	224
4.	Jennifer Spafford	1992	213
5.	Alexis Lewis	2018	204
6.	Aaliyah Robinson	2015	200
7.	Alexis Lewis	2017	199
8.	Damika Martinez	2015	195
9.	Damika Martinez	2013	187
10.	Philecia Atkins-Gilmore	2016	186

REBOUNDS

1.	Joy Adams	2014	442
2.	Joy Adams	2016	419
3.	Maria Johnson	1978	407
4.	Linda McKetney	1979	397
5.	Joy Adams	2015	377
6.	Linda McKetney	1978	372
7.	Joy Adams	2013	352
8.	Linda McKetney	1980	350
9.	Anna McLean	2008	342
10.	Linda McKetney	1977	311

FIELD GOALS

1.	Damika Martinez	2014	273
2.	Damika Martinez	2015	260
3.	Joanne Ryan	1986	248
4.	Damika Martinez	2013	225
5.	Maggie Timoney	1987	208
6.	Joy Adams	2014	198
7.	Patty Reynolds	1990	193
8.	Celeste Grier	1981	191
9.	Linda McKetney	1979	189
10.	Michelle Fahy	2004	188
	Maria Johnson	1978	188

THREE-POINT FIELD GOAL PERCENTAGE (Min. 15 Attempts)

1.	Megan Cobb	1999	.474
2.	Cassidee Ranger	2013	.442
3.	Damika Martinez	2014	.442
4.	Aleesha Powell	2014	.423
5.	Damika Martinez	2013	.422
6.	Nancy Seltzer	1993	.409
7.	Maggie Timoney	1989	.405
8.	Sandy Bisogno	1998	.404
9.	Tiara Headen	2006	.403
10.	Kristina Ford	2010	.400

REBOUNDING AVERAGE

1.	Joy Adams	2014	13.8
2.	Linda McKetney	1980	13.5
3.	Maria Johnson	1977	13.1
4.	Joy Adams	2015	12.6
5.	Joy Adams	2016	12.0
6.	Linda McKetney	1977	11.5
7.	Joy Adams	2013	10.7
8.	Delia Newson	1999	10.4
9.	Anna McLean	2008	10.1
10.	Anna McLean	2010	8.5

FIELD GOAL ATTEMPTS

1.	Joanne Ryan	1986	596
2.	Damika Martinez	2014	593
3.	Damika Martinez	2015	582
4.	Damika Martinez	2013	506
5.	Maggie Timoney	1987	464
6.	Maggie Timoney	1988	445
7.	Damika Martinez	2012	443
8.	Alexis Lewis	2017	442
	Joy Adams	2016	442
	Patty Reynolds	1990	442

FREE THROWS

1.	Maggie Timoney	1988	171
2.	Megan Cobb	2002	157
3.	Michelle Fahy	2004	147
4.	Maggie Timoney	1987	141
5.	Megan Cobb	2000	137
6.	Joy Adams	2014	126
7.	Karen Culbertson	2000	122
8.	Joy Adams	2016	120
9.	Damika Martinez	2015	119
	Megan Cobb	2001	119

ASSISTS

1.	Marina Lizarazu	2015	175
2.	Marina Lizarazu	2016	171
3.	Toni Horvath	2007	158
4.	Toni Horvath	2006	153
5.	Suzi Fregosi	2010	152
6.	Suzi Fregosi	2009	151
7.	Kathy Touns	1993	148
8.	Karen Shutz	2000	132
	Kathy Touns	1992	130
10.	Lauren DeFalco	2008	127
	Karen Shutz	1997	127

FIELD GOAL PERCENTAGE (Min. 100 Attempts)

1.	Linda McKetney	1972	.702
2.	Linda McKetney	1980	.695
3.	Ketsia Athias	2022	.566
4.	Martina Weber	2007	.544
5.	Maria Johnson	1977	.539
6.	Maria Johnson	1978	.537
7.	Trinette Gooding	2004	.528
	Maggie Muldoon	N/A	.528
9.	Anna McLean	2008	.526
10.	Anna McLean	2006	.524

FREE THROW ATTEMPTS

1.	Maggie Timoney	1988	205
2.	Megan Cobb	2002	193
3.	Joy Adams	2016	175
4.	Joy Adams	2014	172
5.	Megan Cobb	2000	170
6.	Michelle Fahy	2004	168
7.	Maggie Timoney	1987	167
8.	Anna McLean	2008	154
9.	Megan Cobb	2001	150
	Suzzanna Radday	1997	150

ASSISTS PER GAME

1.	Marina Lizarazu	2015	6.3
2.	Kathy Touns	1993	5.5
3.	Toni Horvath	2006	5.3
4.	Marina Lizarazu	2016	4.9
	Suzi Fregosi	2009	4.9
	Karen Shutz	2000	4.9
7.	Suzi Fregosi	2010	4.8
8.	Karen Shutz	1997	4.7
9.	Toni Horvath	2007	4.6
10.	Suzi Fregosi	2012	4.5

IONA TOP SINGLE-GAME PERFORMANCES

(ACTIVE PLAYER IN BOLD)

HIGHEST SCORING EFFORTS (30+)

- 46 Damika Martinez vs. Rider (2013-14)
- 42 Damika Martinez vs. Columbia (2013-14)
- 41 Damika Martinez vs. Rider (2014-15)
- 38 Maria Johnson (1978-79)
- 37 Damika Martinez vs. Sacred Hrt (2014-15)
- 36 Damika Martinez vs. Canisius (2013-14)
- 35 Damika Martinez vs. Arizona (2013-14)
- 34 Damika Martinez vs. Niagara (2014-15)
- Damika Martinez at Columbia (2012-13)
- Damika Martinez at Rider (2011-12)
- Kristina Ford vs. NC AT&T (2011-12)
- Michelle Fahy vs. Bucknell (2003-04)
- Maggie Timoney vs. Manhattan (1986-87)
- 33 Damika Martinez vs. Sacred Hrt (2013-14)
- Michelle Fahy vs. Rider (2003-04)
- Michelle Fahy vs. Loyola (2003-04)
- Maggie Muldoon vs. St. Peter's (1976-77)
- 32 Damika Martinez at Canisius (2014-15)
- Damika Martinez vs. Quinnipiac (2013-14)
- Martina Weber at Indiana (2006-07)
- Joanne Ryan at LIU (1983-84)
- 31 Damika Martinez vs. Canisius (2014-15)
- Damika Martinez vs. UCF (2014-15)
- Damika Martinez vs. Rider (2012-13)
- Sue Radday at St. Peter's (1996-97)
- Maggie Timoney vs. St. Francis (1987-88)
- Emily Mojica at Fairfield (1984-85)
- 30 **Juana Camilion at Canisius (2021-22)**
- Sue Radday vs. Drexel (1994-95)
- Maggie Timoney at FIU (1987-88)
- Michelle Fahy vs. St. Peter's (2003-04)

HIGHEST REBOUNDING EFFORTS (20+)

- 26 Joy Adams at Monmouth (2014-15)
- 24 Joy Adams vs. Monmouth (2015-16)
- Joy Adams vs. Marist (2015-16)
- Joy Adams vs. Marist (2014-15)
- 23 Joy Adams at Fairfield (2015-16)
- Linda McKetney vs. Sacred Hrt (1979-80)
- 21 Joy Adams at Quinnipiac (2014-15)
- Joy Adams at UCF (2013-14)
- Joy Adams at Drexel (2012-13)
- Delia Newson vs. Rider (1998-1999)
- Katie Ulrich at Rider (1997-98)
- Lori Page vs. Niagara (1986-87)
- 20 Joy Adams at Rider (2015-16)
- Joy Adams at Rider (2013-14)
- Anna McLean at Canisius (2007-08)
- Regina McLain vs. St. Francis (1987-88)
- Karen Hennessy at Drexel (1986-87)
- Maria Johnson vs. Fordham (1980-81)
- Kathleen Kely vs. Sacred Heart (1980-81)
- Linda McKetney at Seton Hall (1979-80)

MOST FG MADE (13+)

- 17 Damika Martinez vs. Columbia (2013-14)
- 15 Michelle Fahy vs. Loyola (2003-04)
- Michelle Fahy vs. Rider (2003-04)
- 14 Damika Martinez vs. Canisius (2012-13)
- Damika Martinez vs. Rider (2012-13)
- Michelle Fahy vs. Bucknell (2003-04)
- 13 Damika Martinez vs. Sacred Hrt (2014-15)
- Kristina Ford vs. NC AT&T (2011-12)
- Martina Weber at Indiana (2006-07)

HIGHEST FG ATTEMPTED (24+)

- 27 Damika Martinez vs. Sacred Hrt (2014-15)
- Michelle Fahy vs. Loyola (2003-04)
- 25 Michelle Fahy vs. Rider (2003-04)
- Damika Martinez vs. Arizona (2013-14)
- Damika Martinez vs. Columbia (2013-14)
- Michelle Fahy vs. Rider (2003-04)
- 24 Damika Martinez at UCF (2013-14)
- Damika Martinez vs. Niagara (2011-12)
- Thazina Cook at Loyola (2008-09)

THREE-POINT FG MADE (7+)

- 7 Olivia Vezaldenos at Niagara (2020-21)
- Alexis Lewis vs. St. Francis Bkln (2016-17)
- Damika Martinez at Siena (2013-14)
- Meg Abele vs. Fairfield (2003-04)
- Toni Horvath at Siena (2003-04)

THREE-POINT FG ATTEMPTED (13+)

- 16 Damika Martinez at UCF (2013-14)
- Meg Abele vs. UMBC (2003-04)
- 15 Morgan Rachu at Marist (2018-19)
- Philecia Atkins-Gilmore at Mrylnd (2015-16)
- 14 Morgan Rachu at Winthrop (2019-20)
- Alexis Lewis vs. Manhattan (2016-17)
- 13 Olivia Vezaldenos at Niagara (2020-21)
- Alexis Lewis vs. Monmouth (2017-18)
- Aaliyah Robinson at Manhattan (2016-17)
- Damika Martinez vs. Manhattan (2013-14)
- Damika Martinez at Drexel (2012-13)
- Meg Abele at Pacific (2003-04)

FREE THROWS MADE (11+)

- 16 Michelle Fahy vs. St. Peter's (2003-04)
- 15 Damika Martinez vs. Rider (2015-16)
- 12 Olivia Vezaldenos vs. Sacred Ht. (2020-21)
- Aleesha Powell vs. Rider (2011-12)
- Melissa Yeagley vs. Manhattan (2004-05)
- 11 Martina Weber vs. LIU Brooklyn (2006-07)
- Michelle Fahy at American (2002-03)

ASSISTS (11+)

- 12 Marina Lizarazu at Manhattan (2014-15)
- Marina Lizarazu vs. UCF (2014-15)
- 11 Toni Horvath vs. Fairfield (2004-05)
- Renee Gaudette vs. Canisius (2001-02)

STEALS (8+)

- 10 Thazina Cook vs. Fairfield (2007-08)
- Lauren DeFalco vs. UNH (2007-08)
- 8 **Juana Camilion vs. Rider (2020-21)**
- Juana Camilion vs. Rider (2020-21)**
- Marina Lizarazu at Geo. Wash. (2015-16)

BLOCKS (7+)

- 13 Sabrina Jeridore at Pacific (2013-14)
- 8 Sabrina Jeridore at St. Peter's (2013-14)
- 7 Sabrina Jeridore at Canisius (2012-13)
- Sabrina Jeridore vs. Wagner (2013-14)
- Sabrina Jeridore at Columbia (2012-13)
- Sabrina Jeridore vs. Wagner (2012-13)

(MAJOR AWARD WINNERS IN BOLD)

[illegible]

IONA GAELS TELEVISION AND RADIO SPEED CHART



**NATALIA
OTKHEMZURI**

#1

SR. • G • 5-8
TBILISI, REPUBLIC OF GEORGIA



**PETRA
OBORILOVA**

#2

FR. • F • 6-2
BANSKA BYSTRICA, SLOVAKIA



**ADDY
SALZER**

#3

SO. • G • 5-11
SAINT BONIFACIUS, MN



**ALE
CIVERA**

#4

FR. • G • 5-10
MADRID, SPAIN



**THORANNA
HODGE-CARR**

#5

SO. • G • 5-8
KEFLAVIK, ICELAND



**VEGA
LOPEZ**

#10


SO. • F • 6-2
MADRID, SPAIN



**ISABELLE
LIPINSKI**

#11

SR. • F • 6-2
FARMINGTON, CT



**KATE
MAGER**

#15

JR. • G • 5-7
TENERIFE, SPAIN



**AMAYA
EVANS**

#21

FR. • G • 5-4
NEPTUNE, NJ



**JUANA
CAMILION**

#22


SR. • G • 5-11
PALMA DE MALLORCA, SPAIN



**KETSI
ATHIAS**

#30

SR. • F/C • 6-2
BROOKLYN, NY



**JUDITH
GOMEZ**

#32

SO. • G • 5-9
BARCELONA, SPAIN



**MARINA
GENIS**

#34

SO. • G • 5-7
ZARAGOZA, SPAIN



**NOA
GIVON**

#35

FR. • G • 5-10
RAANANA, ISRAEL

**BILLI
CHAMBERS**


HEAD COACH
HOFSTRA '03
TENTH SEASON




**ASHLEE
KELLY**
ASSOCIATE HC
QUINNIPAC '04



**NICK
VOLCHOK**
ASSISTANT COACH
ROCKLAND ST '02



**BRIANNA
SANDERS**
ASSISTANT COACH
OHIO STATE '14



**ALYX
MCKIERNAN**
DOBO
U. OF THE SCIENCES '19